



Standard

Y - W - Z - XR - STD

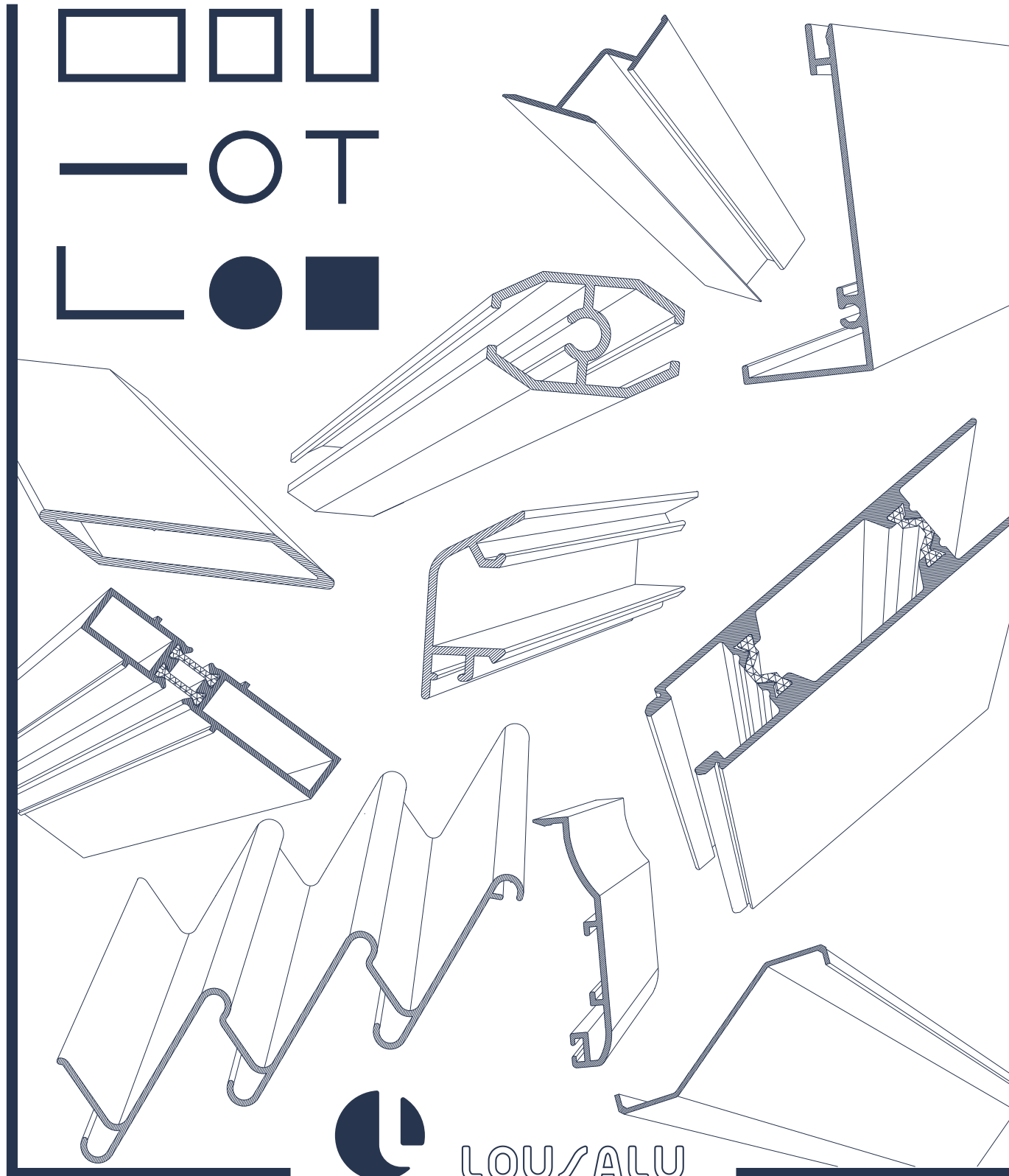
perfis standard e complementares

LOU / ALU

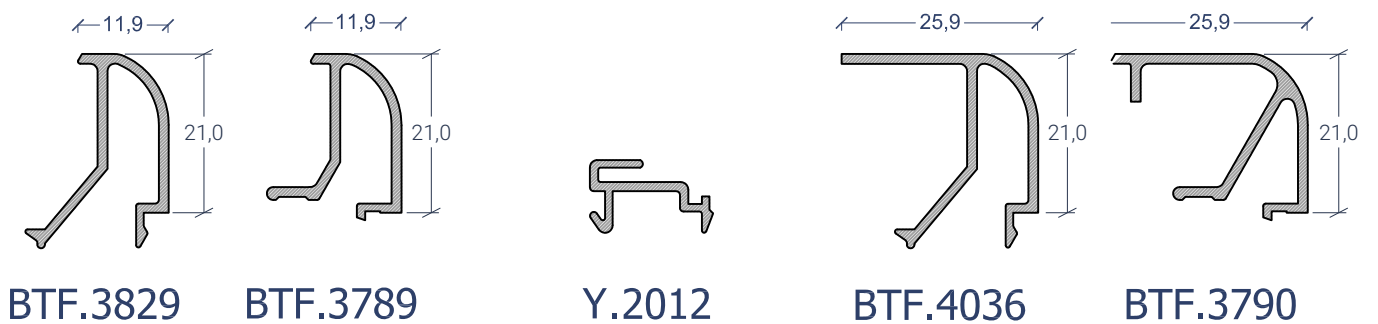
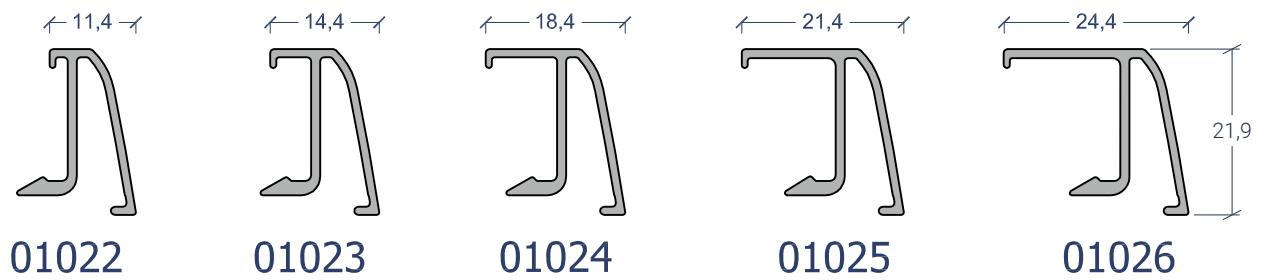
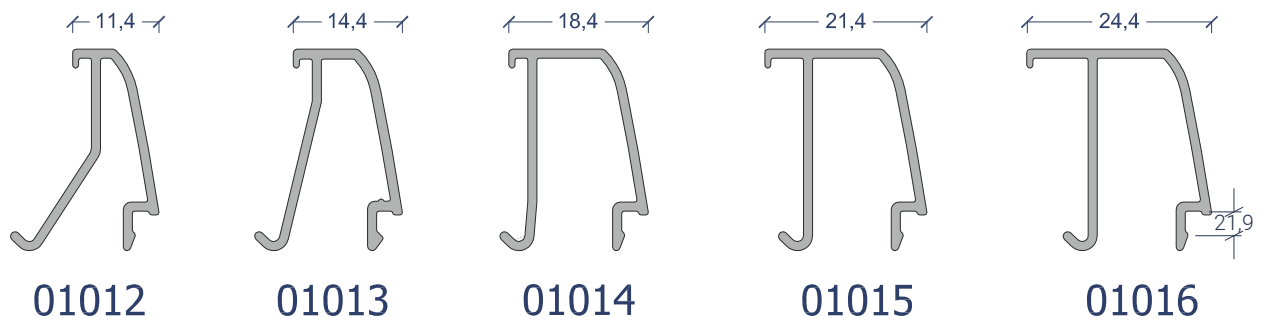
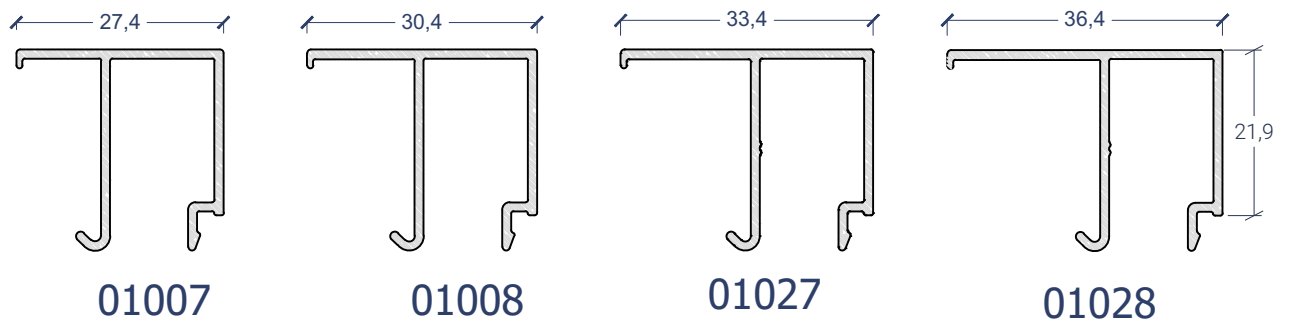
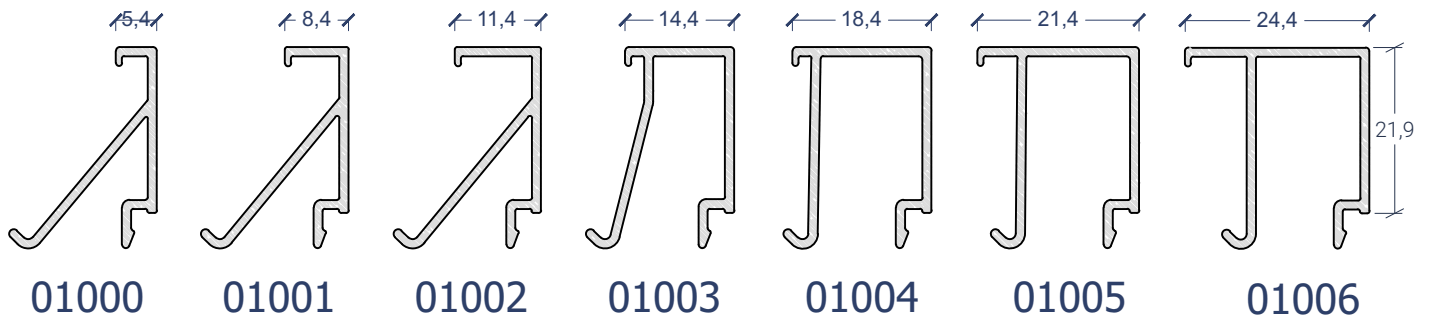
Standard

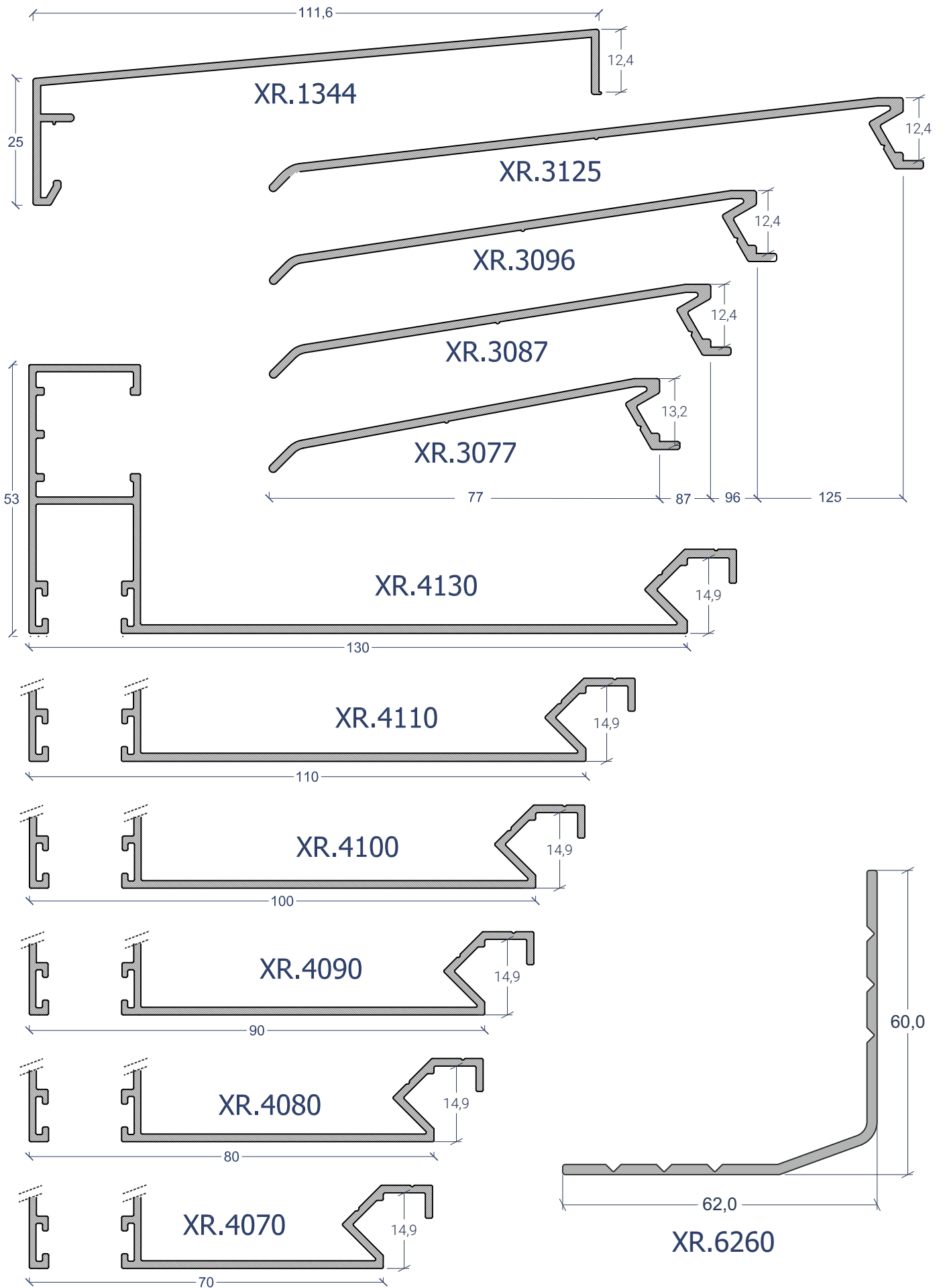
XR - Y - W - Z - STD

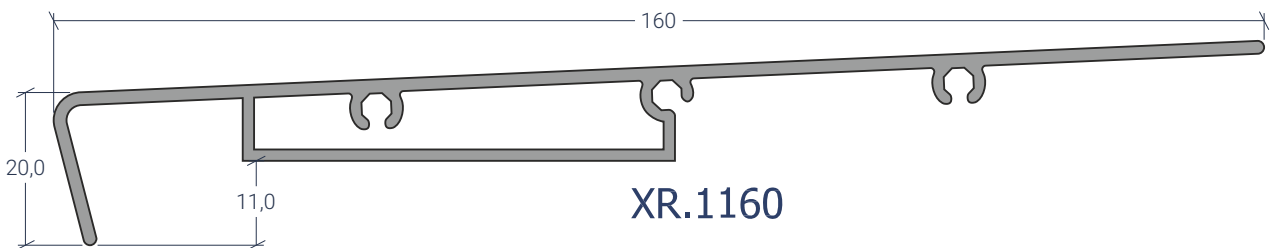
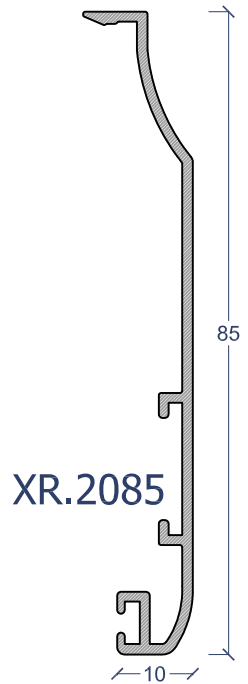
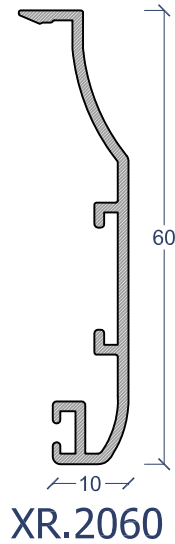
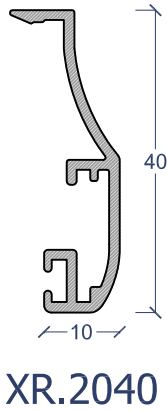
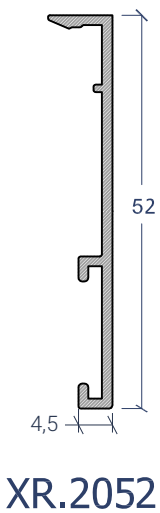
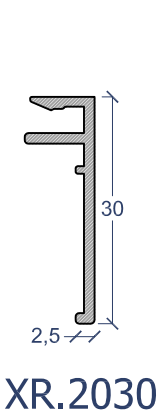
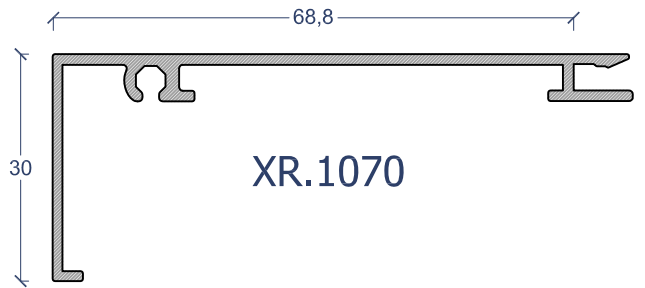
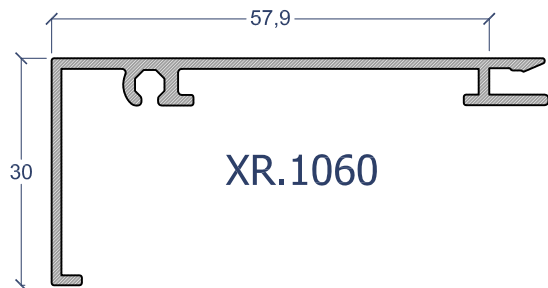
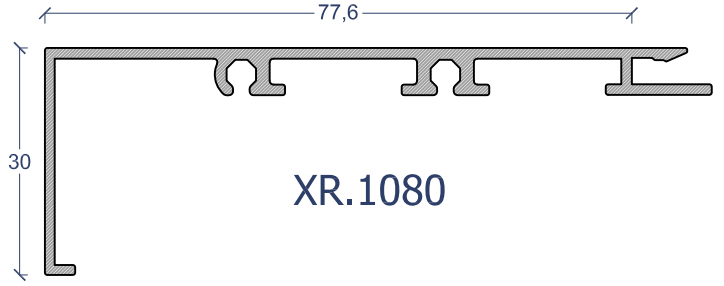
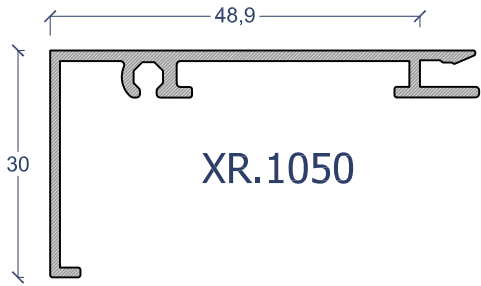
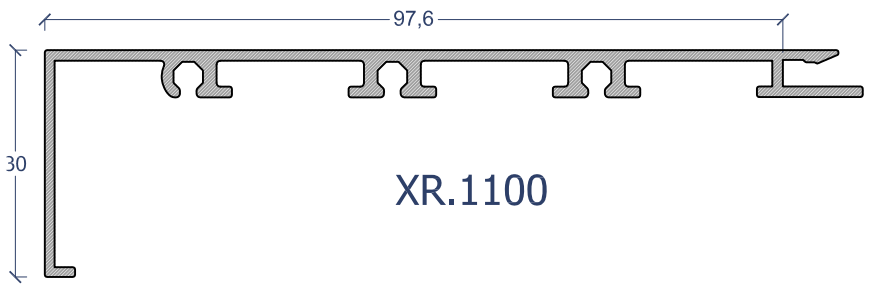
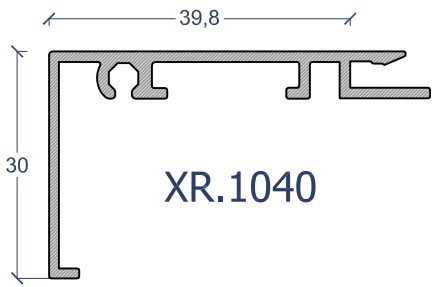
perfis standard e complementares

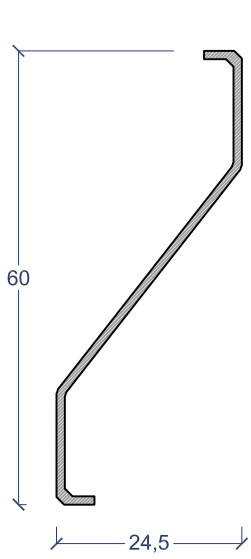


LOU/ALU

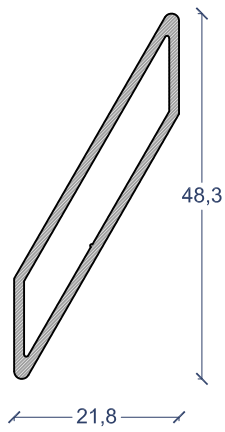




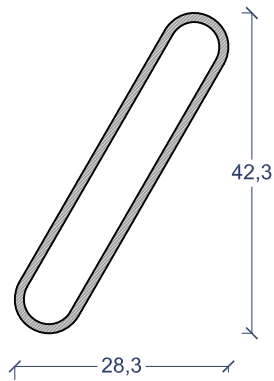




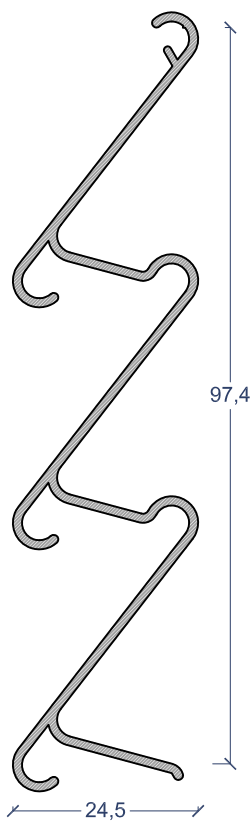
Z.14



Z.40

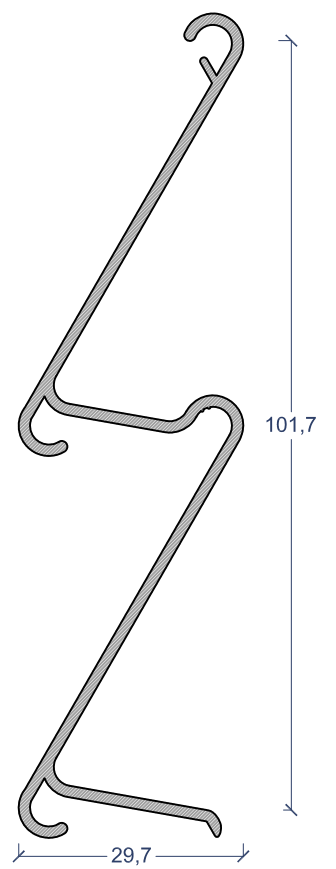


Z.35



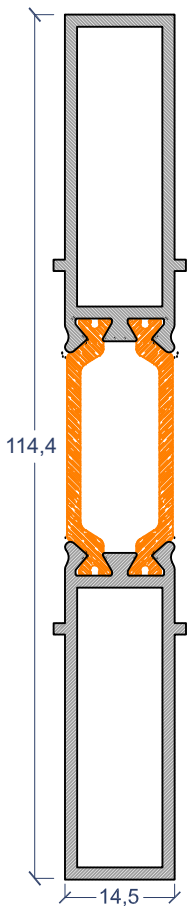
Z.97 (C/furos)

Z.1097 (S/furos)

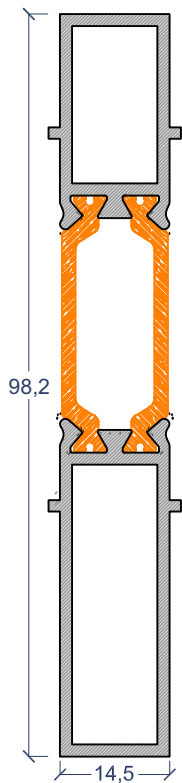


Z.34 (C/furos)

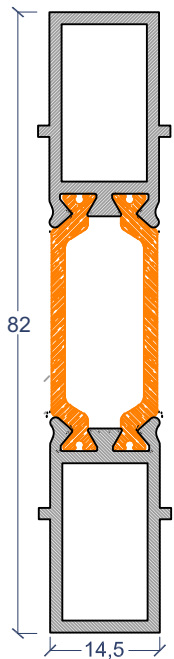
Z.1034 (S/furos)



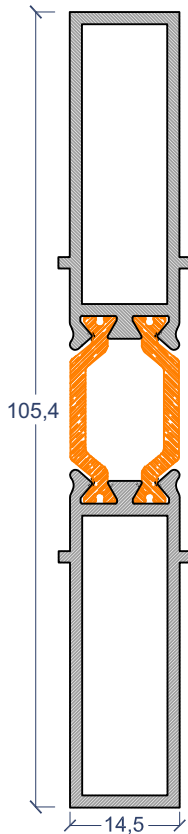
Y.5115



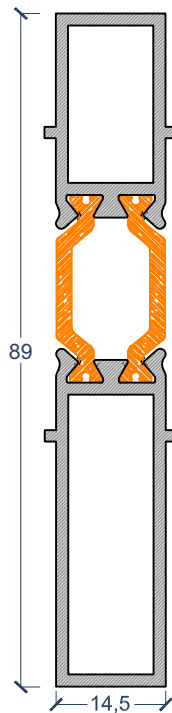
Y.5098



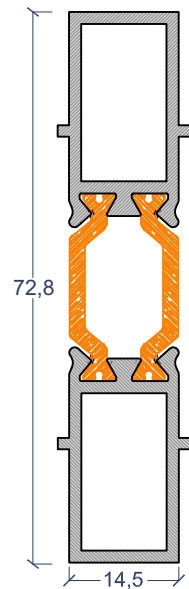
Y.5082



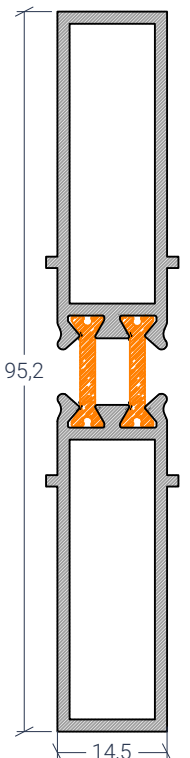
Y.5105



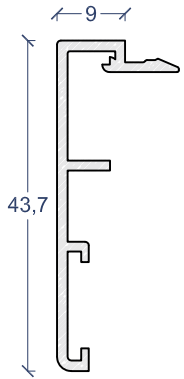
Y.5089



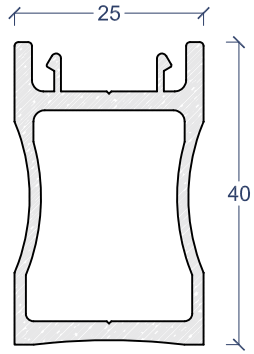
Y.5073



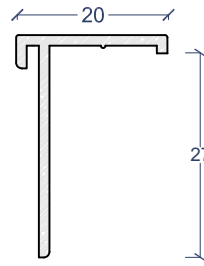
Y.5580



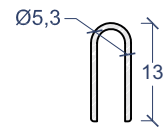
Y.0104



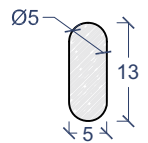
Y.0169



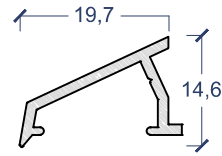
Y.0108



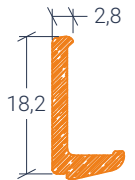
Y.0110



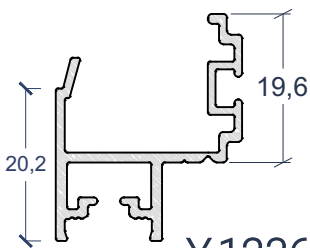
Y.0120



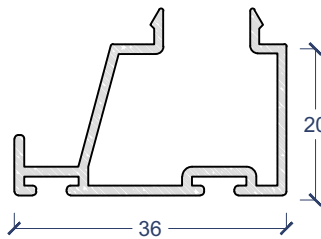
Y.4048



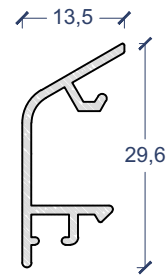
Y.0233



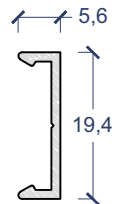
Y.1236



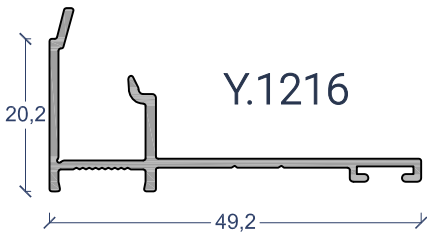
Y.1237



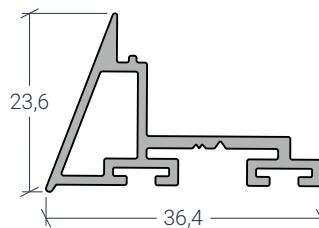
Y.0140



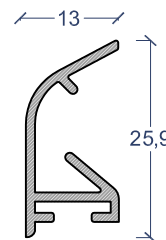
Y.0139



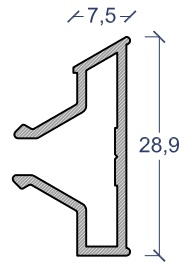
Y.1216



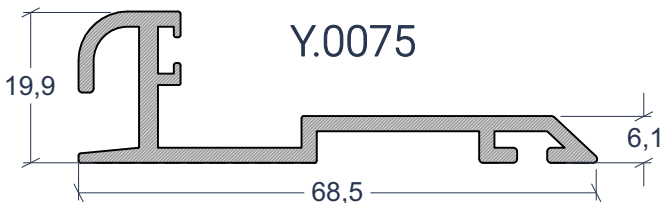
Y.0076



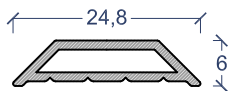
Y.0032



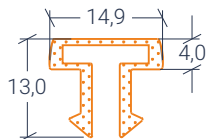
Y.0031



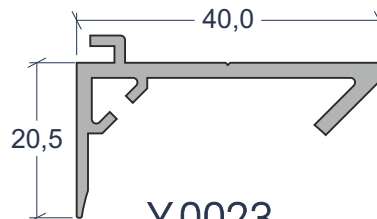
Y.0075



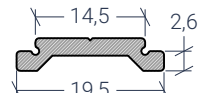
Y.0012



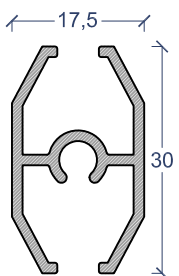
Y.1217



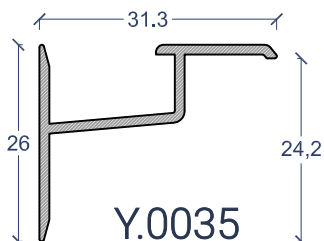
Y.0023



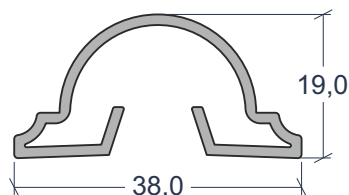
Y.4023



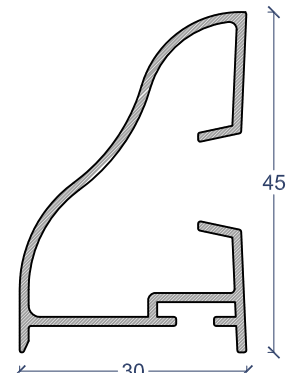
Y.0007



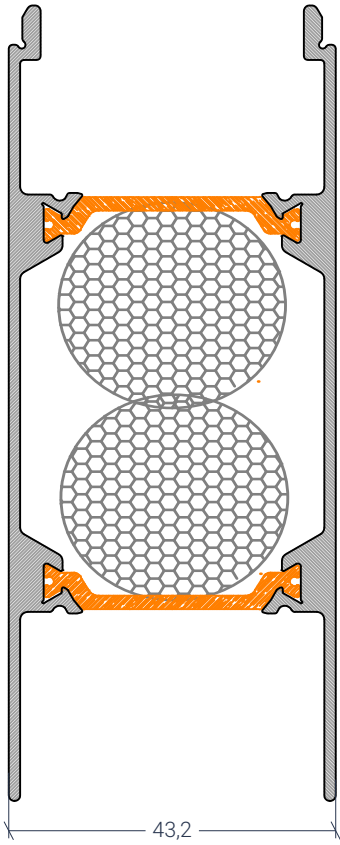
Y.0035




Y.0016



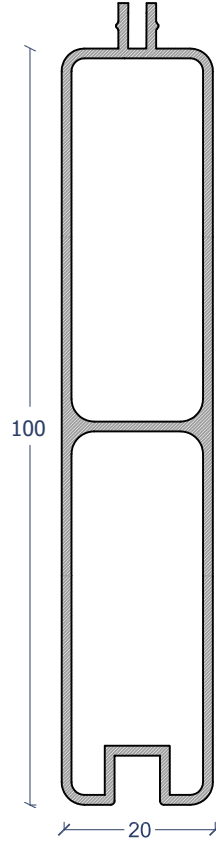
Y.0045



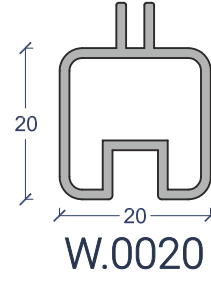
W.1143



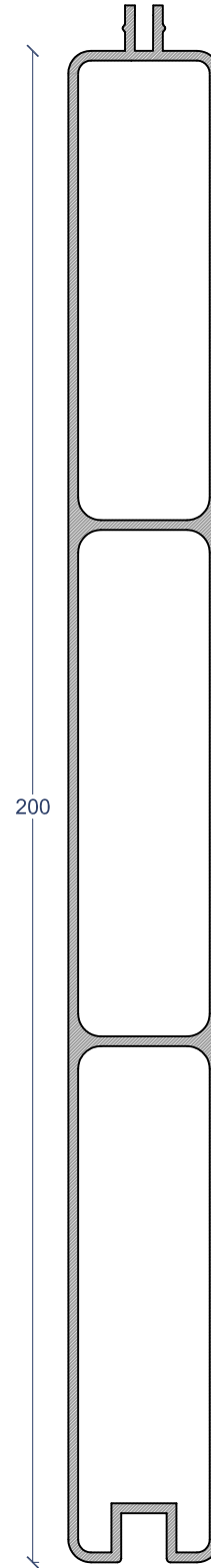
W.124



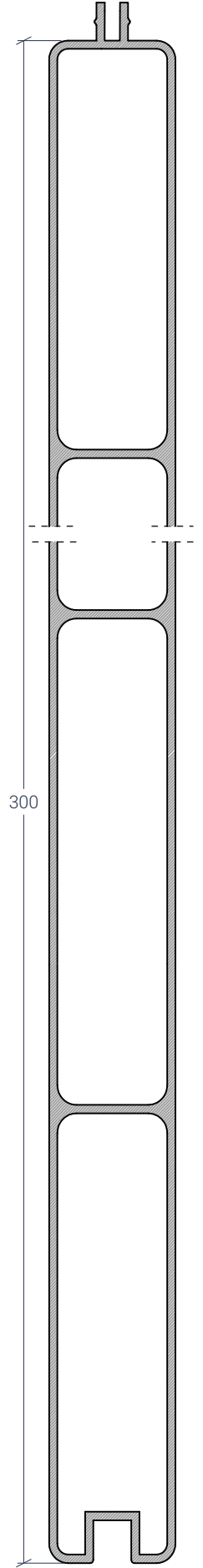
W.100



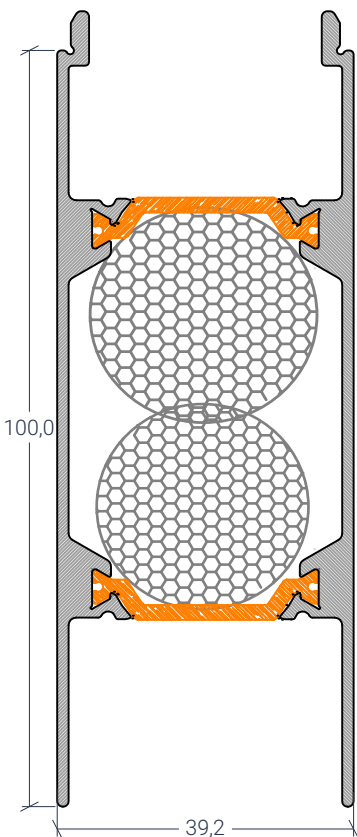
W.0020



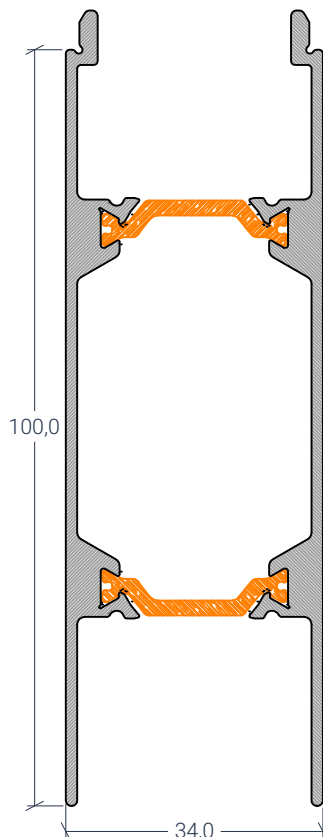
W.200



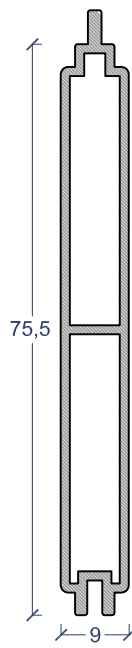
W.300



W.1139

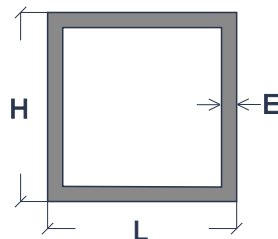


W.134



W.759

Q's Tubos Quadrados



| L/H | E | Ref# | Stock |
|-----|-----|----------|-------|
| 12 | 1,5 | Q.12x1,5 | b |
| 15 | 1,5 | Q.15x1,5 | b |
| 20 | 1 | Q.20x1 | |
| | 1,2 | Q.20x1,2 | |
| | 1,5 | Q.20x1,5 | a |
| | 2 | Q.20x2 | |
| 25 | 1,2 | Q.25x1,2 | |
| | 1,5 | Q.25x1,5 | b |
| | 2 | Q.25x2 | |
| 30 | 1,2 | Q.30x1,2 | |
| | 1,5 | Q.30x1,5 | b |
| | 2 | Q.30x2 | a |
| | 3 | Q.30x3 | |
| 35 | 1,2 | Q.35x1,2 | |
| | 1,5 | Q.35x1,5 | b |
| | 2 | Q.35x2 | |
| 40 | 1,2 | Q.40x1,2 | |
| | 1,5 | Q.40x1,5 | a |
| | 2 | Q.40x2 | |
| | 3 | Q.40x3 | |
| 45 | 1,5 | Q.45x1,5 | |
| | 2 | Q.45x2 | |
| | 4 | Q.45x4 | |
| 50 | 1,5 | Q.50x1,5 | |
| | 2 | Q.50x2 | a |
| | 2,5 | Q.50x2,5 | |
| | 3 | Q.50x3 | b |

| L/H | E | Ref# | Stock |
|-----|-----|-----------|-------|
| 60 | 1,5 | Q.60x1,5 | |
| | 2 | Q.60x2 | b |
| | 3 | Q.60x3 | |
| 65 | 1,5 | Q.65x1,5 | a |
| | 2 | Q.65x2 | |
| 70 | 1,5 | Q.70x1,5 | |
| | 2 | Q.70x2 | |
| 75 | 1,5 | Q.75x1,5 | |
| | 2 | Q.75x2 | a |
| 80 | 1,5 | Q.80x1,5 | |
| | 2 | Q.80x2 | a |
| | 4 | Q.80x4 | |
| 85 | 1,5 | Q.85x1,5 | |
| | 2 | Q.85x2 | a |
| 90 | 2 | Q.90x2,0 | |
| 95 | 2 | Q.95x2 | |
| 100 | 1,5 | Q.100x1,4 | |
| | 2 | Q.100x2 | a |
| | 3 | Q.100x3 | |
| | 4 | Q.100x4 | |
| 120 | 2 | Q.120x2 | |
| 125 | 2,5 | Q.125x2,5 | |
| 130 | 2,7 | Q.130x2,7 | |
| 150 | 2,5 | Q.150x2,5 | b |
| | 3 | Q.150x3 | |

a) - Stock em Bruto e em alguns tratamentos. (Consultar Listagem de Perfis em Stock por Cores e Tratamentos).

b) - Stock em Bruto. (Para outros tratamentos, consultar prazo de entrega).

Restantes, entrega sob consulta. (Encomendas sujeitas a quantidades mínimas ou preços em função da quantidade).

Para dimensões não constantes deste catálogo, consultar o nosso Departamento Técnico ou Comercial

P's Tubos Retangulares



| L | H | E | Refª | Stock |
|-----|-----------------|-----------------|-----------------|-------|
| 20 | 10 | 1,5 | P 20 x 10 x 1,5 | |
| 25 | 15 | 2 | P 25 x 15 x 2 | |
| 30 | 10 | 1,5 | P 30 x 10 x 1,5 | |
| | | 1,3 | P 30 x 15 x 1,3 | |
| | | 1,5 | P 30 x 15 x 1,5 | a |
| | 15 | 2 | P 30 x 15 x 2 | |
| | | 1,3 | P 30 x 20 x 1,3 | |
| | | 1,5 | P 30 x 20 x 1,5 | |
| 35 | 10 | 2 | P 30 x 20 x 2 | |
| | | 1,3 | P 30 x 20 x 1,3 | |
| | 15 | 1,5 | P 35 x 10 x 1,5 | |
| | | 1,3 | P 35 x 15 x 1,3 | b |
| 40 | 10 | 1,5 | P 35 x 15 x 1,5 | |
| | | 2 | P 35 x 20 x 2 | |
| | 15 | 2 | P 35 x 25 x 2 | b |
| | | 1,5 | P 40 x 10 x 1,5 | b |
| | | 2 | P 40 x 15 x 2 | |
| | 20 | 1,3 | P 40 x 20 x 1,3 | |
| | | 1,5 | P 40 x 20 x 1,5 | b |
| | | 2 | P 40 x 20 x 2 | a |
| | | 2,5 | P 40 x 20 x 2,5 | |
| | | 3 | P 40 x 20 x 3 | |
| | | 2 | P 40 x 25 x 2 | |
| | 30 | 1,3 | P 40 x 30 x 1,3 | |
| 1,5 | | P 40 x 30 x 1,5 | | |
| 2 | | P 40 x 30 x 2 | | |
| 4 | | P 40 x 30 x 4 | | |
| 45 | 1,3 | P 40 x 35 x 1,3 | | |
| | 1,5 | P 45 x 15 x 1,5 | | |
| | 1,5 | P 45 x 25 x 1,5 | | |
| 50 | 20 | 2 | P 45 x 35 x 2 | |
| | | 1,5 | P 50 x 20 x 1,5 | a |
| | 25 | 2 | P 50 x 20 x 2 | |
| | | 1,5 | P 50 x 25 x 1,5 | |
| | 30 | 2 | P 50 x 25 x 2 | b |
| | | 1,3 | P 50 x 30 x 1,3 | |
| 1,5 | P 50 x 30 x 1,5 | | | |
| | 1,8 | P 50 x 30 x 1,8 | | |

| L | H | E | Refª | Stock |
|----|-----|-----------------|-----------------|-------|
| 50 | 30 | 2 | P 50 x 30 x 2 | a |
| | | 3 | P 50 x 30 x 3 | |
| | 34 | 2 | P 50 x 34 x 2 | b |
| 60 | 10 | 2 | P 60 x 10 x 2 | |
| | | 1,5 | P 60 x 15 x 1,5 | b |
| | | 1,8 | P 60 x 15 x 1,8 | |
| | 15 | 2 | P 60 x 15 x 2 | |
| | | 1,3 | P 60 x 20 x 1,3 | |
| | | 1,5 | P 60 x 20 x 1,5 | a |
| | 20 | 1,8 | P 60 x 20 x 1,8 | |
| | | 2 | P 60 x 20 x 2 | |
| | | 1,3 | P 60 x 30 x 1,3 | |
| | 30 | 1,5 | P 60 x 30 x 1,5 | |
| | | 2 | P 60 x 30 x 2 | b |
| | | 1,3 | P 60 x 40 x 1,3 | |
| | 40 | 1,5 | P 60 x 40 x 1,5 | b |
| | | 1,8 | P 60 x 40 x 1,8 | |
| | | 2 | P 60 x 40 x 2 | a |
| 50 | 3 | P 60 x 40 x 3 | | |
| | 3 | P 60 x 50 x 3 | | |
| | 5 | P 60 x 50 x 5 | | |
| 65 | 15 | 1,5 | P 65 x 15 x 1,5 | |
| | 25 | 1,5 | P 65 x 25 x 1,5 | |
| | 30 | 1,5 | P 65 x 30 x 1,5 | |
| 70 | 30 | 2 | P 65 x 30 x 2 | a |
| | | 1,3 | P 70 x 20 x 1,3 | |
| | | 1,5 | P 70 x 20 x 1,5 | a |
| | 20 | 1,8 | P 70 x 20 x 1,8 | |
| | | 2 | P 70 x 20 x 2 | |
| | | 1,8 | P 70 x 25 x 1,8 | |
| | 25 | 1,5 | P 70 x 30 x 1,5 | |
| | | 1,8 | P 70 x 35 x 1,8 | |
| | | 1,5 | P 70 x 40 x 1,5 | a |
| 40 | 2 | P 70 x 40 x 2 | | |
| | 2 | P 70 x 50 x 2 | | |
| | 1,5 | P 75 x 40 x 1,5 | a | |
| 75 | 40 | 2 | P 75 x 40 x 2 | |

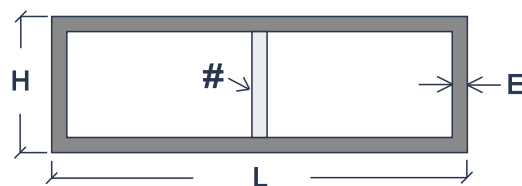
a) - Stock em Bruto e em alguns tratamentos. (Consultar Listagem de Perfis em Stock por Cores e Tratamentos).

b) - Stock em Bruto. (Para outros tratamentos, consultar prazo de entrega).

Restantes, entrega sob consulta. (Encomendas sujeitas a quantidades mínimas ou preços em função da quantidade).

Para dimensões não constantes deste catálogo, consultar o nosso Departamento Técnico ou Comercial

P's Tubos Retangulares



| L | H | E | Refª | Stock | |
|-----|----|----------------|------------------|------------------|--|
| 80 | 20 | 1.3 | P 80 x 20 x 1.3 | | |
| | | 1,5 | P 80 x 20 x 1,5 | a | |
| | | 1.8 | P 80 x 20 x 1.8 | | |
| | | 2 | P 80 x 20 x 2 | | |
| | 30 | 1,5 | P 80 x 30 x 1,5 | | |
| | | 2 | P 80 x 30 x 2 | b | |
| | 40 | 1.3 | P 80 x 40 x 1.3 | | |
| | | 1,5 | P 80 x 40 x 1,5 | | |
| | | 1.8 | P 80 x 40 x 1.8 | | |
| | | 2 | P 80 x 40 x 2 | b | |
| | | 3 | P 80 x 40 x 3 | | |
| | | 4 | P 80 x 40 x 4 | | |
| | 50 | 2 | P 80 x 50 x 2 | | |
| | | 3 | P 80 x 50 x 3 | b | |
| 85 | 30 | 2 | P 85 x 30 x 2 | b | |
| | 50 | 3 | P 85 x 50 x 3 | | |
| 90 | 20 | 1,5 | P 90 x 20 x 1,5 | | |
| | 25 | 2 | P 90 x 25 x 2 | | |
| | 50 | 2 | P 90 x 50 x 2 | | |
| | 60 | 2 | P 90 x 60 x 2 | | |
| 95 | 30 | 2 | P 95 x 30 x 2 | | |
| 100 | 18 | 2 | P 100 x 18 x 2 | b | |
| | | 20 | 1 | P.214 (#1) | |
| | | | 1,5 | P 100 x 20 x 1,5 | |
| | 40 | 1,5 | P.14 (#1) | a | |
| | | 1,5 | P 100 x 40 x 1,5 | | |
| | | 1.8 | P 100 x 40 x 1.8 | | |
| | 45 | 2 | P 100 x 40 x 2 | a | |
| | | 1,5 | P 100 x 45 x 1,5 | | |
| | | 2 | P 100 x 45 x 2 | a | |
| | 50 | 2,5 | P 100 x 45 x 2,5 | | |
| | | 2 | P 100 x 50 x 2 | | |
| | | 2,5 | P 100 x 50 x 2,5 | | |
| 60 | 2 | P 100 x 50 x 2 | | | |
| | 3 | P 100 x 50 x 3 | | | |
| 65 | 2 | P 100 x 60 x 2 | | | |
| | 2 | P 100 x 65 x 2 | | | |
| 110 | 50 | 2 | P 110 x 50 x 2 | | |

| L | H | E | Refª | Stock | |
|-----|-----|-----|-------------------|----------------|--|
| 120 | 25 | 2 | P 120 x 25 x 2 | | |
| | | 1,5 | P 120 x 40 x 1,5 | | |
| | 40 | 1.8 | P 120 x 40 x 1.8 | b | |
| | | 2 | P 120 x 40 x 2 | | |
| | | 3 | P 120 x 40 x 3 | a | |
| | 50 | 3 | P 120 x 50 x 3 | | |
| | | 60 | 2 | P 120 x 60 x 2 | |
| | | 80 | 2 | P 120 x 80 x 2 | |
| | | 80 | 3 | P 120 x 80 x 3 | |
| | 125 | 15 | 2 | P 125 x 15 x 2 | |
| 50 | | 5 | P 125 x 50 x 5 | | |
| 85 | | 2 | P 125 x 85 x 2 | a | |
| 130 | 20 | 2 | P 130 x 20 x 2 | | |
| | 50 | 4 | P 130 x 50 x 4 | | |
| 140 | 40 | 1.8 | P 140 x 40 x 1,6 | | |
| | 50 | 2,5 | P 140 x 50 x 2,5 | | |
| | 70 | 2,5 | P 140 x 70 x 2,5 | b | |
| 145 | 40 | 2 | P 145 x 40 x 2 | | |
| 150 | 25 | 2 | P.150 (#1) | | |
| | | 2,5 | P 150 x 25 x 2,5 | b | |
| | 30 | 1,5 | P 150 x 30 x 1,5 | | |
| | | 2 | P 150 x 30 x 2 | | |
| | 60 | 50 | 2 | P 150 x 50 x 2 | |
| | | 2,2 | P 150 x 60 x 2,2 | | |
| | | 2,5 | P 150 x 60 x 2,5 | a | |
| | 90 | 65 | 2 | P 150 x 65 x 2 | |
| | | 2,5 | P 150 x 90 x 2,5 | b | |
| | | 2,5 | P 150 x 100 x 2,2 | | |
| 100 | | 2,5 | P 150 x 100 x 2,2 | | |
| 160 | 10 | 1.8 | P 160 x 10 x 1.8 | | |
| | | 2,5 | P 160 x 75 x 2,5 | | |
| | 75 | 8 | P 160 x 75 x 8 | | |
| 170 | 15 | 1,5 | P.170 (#1) | | |
| 200 | 20 | 1,5 | P.200 (#2) | | |
| | | 2 | P 200 x 50 x 2 | b | |
| | 50 | 3 | P 200 x 50 x 3 | a | |
| | 80 | 2,5 | P 200 x 80 x 2,5 | | |
| 300 | 20 | 1,5 | P.300 (#3) | | |

a) - Stock em Bruto e em alguns tratamentos. (Consultar Listagem de Perfis em Stock por Cores e Tratamentos).

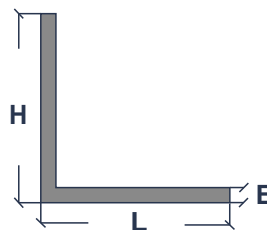
b) - Stock em Bruto. (Para outros tratamentos, consultar prazo de entrega).

Restantes, entrega sob consulta. (Encomendas sujeitas a quantidades mínimas ou preços em função da quantidade).

Para dimensões não constantes deste catálogo, consultar o nosso Departamento Técnico ou Comercial

#n - Perfil com tabique no interior (n= numero de tabiques)

L's - Cantoneiras Abas Iguais



| L | H | E | Ref ^º | Stock* |
|-----|-----|-----|-------------------|--------|
| 9,5 | 9,5 | 1,3 | L 9,5 x 9,5 x 1,3 | |
| 12 | 12 | 1,5 | L 12 x 12 x 1,5 | b |
| 15 | 15 | 1 | L 15 x 15 x 1 | |
| | | 1,3 | L 15 x 15 x 1,3 | |
| | | 1,5 | L 15 x 15 x 1,5 | a |
| | | 2 | L 15 x 15 x 2 | |
| 20 | 20 | 1,3 | L 20 x 20 x 1,3 | |
| | | 1,5 | L 20 x 20 x 1,5 | a |
| | | 2 | L 20 x 20 x 2 | |
| 25 | 25 | 1,3 | L 25 x 25 x 1,3 | |
| | | 1,5 | L 25 x 25 x 1,5 | a |
| | | 1,8 | L 25 x 25 x 1,8 | |
| | | 2 | L 25 x 25 x 2 | b |
| | | 3 | L 25 x 25 x 3 | |
| 30 | 30 | 1,3 | L 30 x 30 x 1,3 | |
| | | 1,5 | L 30 x 30 x 1,5 | b |
| | | 2 | L 30 x 30 x 2 | a |
| | | 2,5 | L 30 x 30 x 2,5 | |
| 35 | 35 | 3 | L 30 x 30 x 3 | b |
| | | 1,5 | L 35 x 35 x 1,5 | |
| | | 2 | L 35 x 35 x 2 | |
| | | 2,5 | L 35 x 35 x 2,5 | |
| 40 | 40 | 3 | L 35 x 35 x 3 | |
| | | 1,3 | L 40 x 40 x 1,3 | |
| | | 1,5 | L 40 x 40 x 1,5 | b |
| | | 2 | L 40 x 40 x 2 | a |
| 40 | 40 | 2,5 | L 40 x 40 x 2,5 | |

| L | H | E | Ref ^º | Stock* |
|-----|-----|-----|-------------------|--------|
| 40 | 40 | 3 | L 40 x 40 x 3 | |
| | | 4 | L 40 x 40 x 4 | |
| | | 5 | L 40 x 40 x 5 | |
| 43 | 43 | 1,5 | L 43 x 43 x 1,5 | a |
| 45 | 45 | 1,5 | L 45 x 45 x 1,5 | |
| | | 3 | L 45 x 45 x 3 | |
| 50 | 50 | 6 | L 45 x 45 x 6 | |
| | | 1,3 | L 50 x 50 x 1,3 | |
| | | 1,5 | L 50 x 50 x 1,5 | b |
| | | 1,8 | L 50 x 50 x 1,8 | |
| | | 2 | L 50 x 50 x 2 | a |
| | | 2,5 | L 50 x 50 x 2,5 | |
| 60 | 60 | 3 | L 50 x 50 x 3 | |
| | | 4 | L 50 x 50 x 4 | |
| | | 5 | L 50 x 50 x 5 | |
| | | 6 | L 50 x 50 x 6 | |
| | | 1,3 | L 60 x 60 x 1,3 | |
| | | 1,5 | L 60 x 60 x 1,5 | b |
| 70 | 70 | 3 | L 60 x 60 x 3 | |
| | | 5 | L 60 x 60 x 5 | |
| | | 6 | L 60 x 60 x 6 | |
| | | 4 | L 70 x 70 x 4 | |
| 80 | 80 | 7 | L 70 x 70 x 7 | |
| | | 5 | L 80 x 80 x 5 | |
| 100 | 100 | 8 | L 80 x 80 x 8 | |
| | | 1,8 | L 100 x 100 x 1,8 | |
| | | 2 | L 100 x 100 x 2 | |
| 100 | 100 | 10 | L 100 x 100 x 10 | |

a) - Stock em Bruto e em alguns tratamentos. (Consultar Listagem de Perfis em Stock por Cores e Tratamentos).

b) - Stock em Bruto. (Para outros tratamentos, consultar prazo de entrega).

Restantes, entrega sob consulta. (Encomendas sujeitas a quantidades mínimas ou preços em função da quantidade).

Para dimensões não constantes deste catálogo, consultar o nosso Departamento Técnico ou Comercial

L's - Cantoneiras Abas Desiguais



| L | H | E | Refª | Stock* |
|----|----|-----|-----------------|---------------|
| 15 | 10 | 1 | L 15 x 10 x 1 | |
| 20 | 10 | 1,3 | L 20 x 10 x 1,3 | |
| 30 | 15 | 1,5 | L 30 x 15 x 1,5 | b |
| | | 2 | L 30 x 15 x 2 | a |
| | | 2,5 | L 30 x 15 x 2,5 | |
| | 20 | 1,5 | L 30 x 20 x 1,5 | |
| | | 1,8 | L 30 x 20 x 1,8 | |
| | | 2 | L 30 x 20 x 2 | |
| 35 | 15 | 1,3 | L 35 x 15 x 1,3 | |
| | 20 | 1,5 | L 35 x 20 x 1,5 | |
| 40 | 20 | 1,3 | L 40 x 20 x 1,3 | |
| | | 1,5 | L 40 x 20 x 1,5 | a |
| | | 2 | L 40 x 20 x 2 | |
| | 25 | 2 | L 40 x 25 x 2 | |
| | | 2,5 | L 40 x 25 x 2,5 | |
| | | 3 | L 40 x 30 x 3 | |
| 45 | 20 | 1,5 | L 45 x 20 x 1,5 | |
| 50 | 20 | 1,5 | L 50 x 20 x 1,5 | |
| | | 2 | L 50 x 20 x 2 | |
| | 25 | 1,3 | L 50 x 25 x 1,3 | |
| | | 1,5 | L 50 x 25 x 1,5 | |
| | 30 | 1,5 | L 50 x 30 x 1,5 | |
| | | 3 | L 50 x 30 x 3 | |
| | | 5 | L 50 x 30 x 5 | |
| | 35 | 3 | L 50 x 35 x 3 | |
| | 45 | 2 | L 50 x 45 x 2 | |
| | 52 | 17 | 2 | L 52 x 17 x 2 |
| 60 | 15 | 1,5 | L 60 x 15 x 1,5 | |
| | | 2 | L 60 x 15 x 2 | |

| L | H | E | Refª | Stock* |
|-----|----|-----------------|------------------|-----------------|
| 60 | 20 | 1,5 | L 60 x 20 x 1,5 | |
| | | 2 | L 60 x 20 x 2 | a |
| | | 3 | L 60 x 20 x 3 | |
| | 25 | 1,5 | L 60 x 25 x 1,5 | |
| | | 30 | 1,5 | L 60 x 30 x 1,5 |
| | 40 | 2 | L 60 x 30 x 2 | |
| 1,3 | | L 60 x 40 x 1,3 | | |
| 1,5 | | L 60 x 40 x 1,5 | b | |
| | 2 | L 60 x 40 x 2 | | |
| 65 | 50 | 4 | L 65 x 50 x 4 | |
| 70 | 20 | 2 | L 70 x 20 x 2 | |
| | 40 | 1,3 | L 70 x 40 x 1,3 | |
| 75 | 20 | 2 | L 75 x 20 x 2 | |
| 80 | 20 | 2 | L 80 x 20 x 2 | b |
| | | 1,5 | L 80 x 40 x 1,5 | b |
| | 40 | 2 | L 80 x 40 x 2 | |
| | | 2,8 | L 80 x 40 x 2,8 | |
| | | 3 | L 80 x 40 x 3 | |
| | | 18 | 2 | L 100 x 18 x 2 |
| 100 | 20 | 1,5 | L 100 x 20 x 1,5 | |
| | | 2 | L 100 x 20 x 2 | |
| | 50 | 2 | L 100 x 50 x 2 | |
| | | 3 | L 100 x 50 x 3 | |
| 60 | 6 | L 100 x 60 x 6 | | |
| 110 | 30 | 1,5 | L 110 x 30 x 1,5 | |
| | 60 | 2 | L 110 x 60 x 2 | |
| 120 | 40 | 2 | L 120 x 40 x 2 | |
| | | 3 | L 120 x 40 x 3 | |
| 180 | 80 | 2 | L 180 x 80 x 2 | |

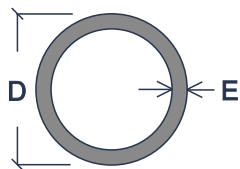
a) - Stock em Bruto e em alguns tratamentos. (Consultar Listagem de Perfis em Stock por Cores e Tratamentos).

b) - Stock em Bruto. (Para outros tratamentos, consultar prazo de entrega).

Restantes, entrega sob consulta. (Encomendas sujeitas a quantidades mínimas ou preços em função da quantidade).

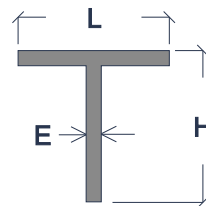
Para dimensões não constantes deste catálogo, consultar o nosso Departamento Técnico ou Comercial

R's - Tubos Redondos



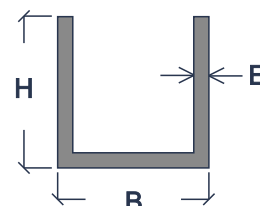
| D | E | Ref ^a | Stock |
|-----|-----|------------------|-------|
| 10 | 1 | R 10 x 1 | |
| 16 | 1,5 | R 16 x 1,5 | b |
| 19 | 1,5 | R 19 x 1,5 | b |
| 20 | 1,3 | R 20 x 1,3 | |
| | 2 | R 20 x 2 | |
| 25 | 1,5 | R 25 x 1,5 | b |
| | 2 | R 25 x 2 | |
| 30 | 1,5 | R 30 x 1,5 | b |
| | 2 | R 30 x 2 | |
| | 3 | R 30 x 3 | |
| 40 | 1,5 | R 40 x 1,5 | |
| | 1,8 | R 40 x 1,8 | b |
| | 2 | R 40 x 2 | |
| 45 | 1,5 | R 45 x 1,5 | |
| | 2 | R 45 x 2 | b |
| | 3 | R 45 x 3 | |
| 50 | 1,5 | R 50 x 1,5 | |
| | 2 | R 50 x 2 | b |
| | 3 | R 50 x 3 | |
| 60 | 1,5 | R 60 x 1,5 | |
| | 2 | R 60 x 2 | b |
| | 3 | R 60 x 3 | |
| 65 | 2 | R 65 x 2 | |
| 70 | 1,5 | R 70 x 1,5 | |
| | 2 | R 70 x 2 | |
| 80 | 1,5 | R 80 x 1,5 | |
| | 5 | R 80 x 5 | |
| 90 | 2 | R 90 x 2 | |
| 100 | 2 | R 100 x 2 | |
| | 3 | R 100 x 3 | |
| 120 | 2 | R 120 x 2 | |
| 150 | 2 | R 150 x 2 | |
| | 5 | R 150 x 5 | |

T's Barra T



| L | H | E | Ref ^a | Stock |
|-----|----|-----|------------------|-------|
| 12 | 12 | 2 | T 12 x 12 x 2 | |
| 15 | 15 | 1,5 | T 15 x 15 x 1,5 | |
| 20 | 20 | 1,5 | T 20 x 20 x 1,5 | b |
| 25 | 25 | 2 | T 25 x 25 x 2 | b |
| 30 | 30 | 2 | T 30 x 30 x 2 | b |
| 40 | 20 | 2 | T 40 x 20 x 2 | |
| | 40 | 2 | T 40 x 40 x 2 | b |
| | 60 | 2,5 | T 40 x 60 x 2,5 | |
| 50 | 50 | 2 | T 50 x 50 x 2 | |
| 100 | 50 | 2 | T 100 x 50 x 2 | |

U's Calhas



| B | H | E | Ref ^a | Stock |
|----|----|-----|------------------|-------|
| 15 | 15 | 1,5 | U 15 x 15 x 1,5 | b |
| | | 2 | U 15 x 15 x 2 | b |
| | 20 | 1 | U 15 x 20 x 1 | b |
| 18 | 20 | 1 | U 18 x 20 x 1 | |
| | 30 | 2 | U 18 x 30 x 2 | |
| 20 | 20 | 1,5 | U 20 x 20 x 1,5 | b |
| 21 | 20 | 1,5 | U 21 x 20 x 1,5 | |
| 25 | 20 | 1,5 | U 25 x 20 x 1,5 | b |
| | 25 | 3 | U 25 x 25 x 3 | |
| 30 | 20 | 2 | U 30 x 20 x 2 | |
| | 30 | 2 | U 30 x 30 x 2 | |
| | 30 | 3 | U 30 x 30 x 3 | |
| 40 | 20 | 1,5 | U 40 x 20 x 1,5 | |
| 50 | 30 | 2 | U 50 x 30 x 2 | |
| | 30 | 3 | U 50 x 30 x 3 | |

a) - Stock em Bruto e em alguns tratamentos. (Consultar Listagem de Perfis em Stock por Cores e Tratamentos).

b) - Stock em Bruto. (Para outros tratamentos, consultar prazo de entrega).

Restantes, entrega sob consulta. (Encomendas sujeitas a quantidades mínimas ou preços em função da quantidade).

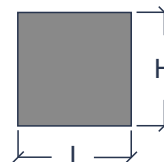
Para dimensões não constantes deste catálogo, consultar o nosso Departamento Técnico ou Comercial

B's - Barras Retangulares



| B | E | Refª | Stock |
|-----|----|------------|-------|
| 10 | 3 | B.10 x 3 | b |
| 12 | 2 | B.12 x 2 | |
| 13 | 3 | B.13 x 3 | b |
| 15 | 5 | B.15 x 5 | |
| 20 | 3 | B.20 x 3 | a |
| | 4 | B.20 x 4 | |
| | 5 | B.20 x 5 | b |
| | 10 | B.20 x 10 | |
| 25 | 3 | B.25 x 3 | b |
| 30 | 2 | B.30 x 2 | |
| | 3 | B.30 x 3 | a |
| | 5 | B.30 x 5 | |
| 35 | 3 | B.35 x 3 | |
| | 6 | B.35 x 6 | |
| 36 | 3 | B.36 x 3 | b |
| | | | |
| 40 | 3 | B.40 x 3 | |
| | 4 | B.40 x 4 | b |
| | 5 | B.40 x 5 | |
| | 8 | B.40 x 8 | |
| | 10 | B.40 x 10 | |
| 50 | 3 | B.50 x 3 | |
| | 5 | B.50 x 5 | |
| | 10 | B.50 x 10 | b |
| 60 | 4 | B.60 x 4 | |
| | | | |
| 70 | 3 | B.70 x 3 | |
| | 5 | B.70 x 5 | |
| 80 | 10 | B.80 x 10 | |
| | | | |
| 100 | 5 | B.100 x 5 | |
| | 8 | B.100 x 8 | |
| 110 | 5 | B.110 x 5 | |
| 150 | 10 | B.150 x 10 | |

B's - Varão Quadrado



| L/H | Refª | Stock |
|-----|-----------|-------|
| 8 | B. 8 x 8 | |
| 10 | B.10 x 10 | |
| 15 | B.15 x 15 | |
| 20 | B.20 x 20 | |
| 25 | B.25 x 25 | |
| 30 | B.30 x 30 | |
| 40 | B.40 x 40 | |

G's - Varão Redondo



| D | Refª | Stock |
|----|-------|-------|
| 6 | G. 06 | b |
| 8 | G. 08 | b |
| 10 | G. 10 | b |
| 12 | G. 12 | |
| 15 | G. 15 | |
| 20 | G. 20 | |
| 25 | G. 25 | |
| 30 | G. 30 | |
| 40 | G. 40 | |
| 50 | G. 50 | |

a) - Stock em Bruto e em alguns tratamentos. (Consultar Listagem de Perfis em Stock por Cores e Tratamentos).

b) - Stock em Bruto. (Para outros tratamentos, consultar prazo de entrega).

Restantes, entrega sob consulta. (Encomendas sujeitas a quantidades mínimas ou preços em função da quantidade).

Para dimensões não constantes deste catálogo, consultar o nosso Departamento Técnico ou Comercial

Chapas Lisas (Em Stock)

| Designação | Dimensões (mm) | | | Bruto (*) | AC.00 Nat15 | B.9110 Bran | S.200 Noir | M.7016 Cinz | B.8146 Cast | B.1015 Bege | B.6357 Verd | MT.99 Rnlt | PL.02 Brz15 |
|---------------------|----------------|-------|------|-----------|-------------|-------------|------------|-------------|-------------|-------------|-------------|------------|-------------|
| | Comp. | Larg. | Esp. | | | | | | | | | | |
| CH.2 x 1 x 1,5 | 2000 | 1000 | 1,5 | X | X | X | X | X | X | X | X | X | X |
| CH.2,5 x 1,25 x 1,5 | 2500 | 1250 | 1,5 | X | X | X | X | X | X | X | X | X | X |
| CH.3 x 0,8 x 1,5 | 3000 | 800 | 1,5 | X | X | X | X | X | X | X | X | X | X |
| CH.3 x 1,5 x 1,5 | 3000 | 1500 | 1,5 | X | X | X | X | X | X | X | X | X | X |
| CH.4 x 2 x 2,0 | 4000 | 2000 | 2,0 | X | | | | | | | | | |

(*) - Para lacar ou anodizar

Chapas Perfuradas (a)

| Designação | Dimensões (mm) | | | |
|-------------------|----------------|-------|------|------|
| | Comp. | Larg. | Esp. | Furo |
| CH.2 x 1 x 1,0 P2 | 2000 | 1000 | 1,0 | 2 |
| CH.2 x 1 x 1,0 P4 | 2000 | 1000 | 1,0 | 4 |
| CH.2 x 1 x 1,0 P8 | 2000 | 1000 | 1,0 | 8 |

Chapas Lisas para Lacar ou anodizar (a)

| Designação | Dimensões (mm) | | |
|----------------------|----------------|-------|------|
| | Comp. | Larg. | Esp. |
| CH.2 x 0,8 x 1,5 | 2000 | 800 | 1,5 |
| CH.2 x 1 x 2,0 | 2000 | 1000 | 2,0 |
| CH.2 x 1 x 2,5 | 2000 | 1000 | 2,5 |
| CH.2 x 1 x 3,0 | 2000 | 1000 | 3,0 |
| CH.2 x 1 x 4,0 | 2000 | 1000 | 4,0 |
| CH.2 x 1 x 5,0 | 2000 | 1000 | 5,0 |
| CH.2 x 1 x 6,0 | 2000 | 1000 | 6,0 |
| CH.2,5 x 1,25 x 2,0 | 2500 | 1250 | 2,0 |
| CH.2,5 x 1,25 x 3,0 | 2500 | 1250 | 3,0 |
| CH.2,5 x 1,25 x 4,0 | 2500 | 1250 | 4,0 |
| CH.2,5 x 1,25 x 10,0 | 2500 | 1250 | 10,0 |
| CH.3 x 1,5 x 2,0 | 3000 | 1500 | 2,0 |
| CH.3 x 1,5 x 2,5 | 3000 | 1500 | 2,5 |
| CH.3 x 1,5 x 3,0 | 3000 | 1500 | 3,0 |
| CH.3 x 1,5 x 4,0 | 3000 | 1500 | 4,0 |
| CH.3 x 1,5 x 5,0 | 3000 | 1500 | 5,0 |
| CH.3 x 1,5 x 8,0 | 3000 | 1500 | 8,0 |
| CH.4 x 2 x 1,5 | 4000 | 2000 | 1,5 |
| CH.4 x 2 x 3,0 | 4000 | 2000 | 3,0 |

(a) - Só por encomenda e eventualmente sujeita a quant. mínima

Chapas Antiderrapantes (a)

| Designação | Dimensões (mm) | | | |
|------------------------|----------------|-------|------|--------|
| | Comp. | Larg. | Esp. | Relevo |
| CH.2 x 1 x 2,0 AD | 2000 | 1000 | 2,0 | |
| CH.2 x 1 x 3,0 AD | 2000 | 1000 | 3,0 | |
| CH.2 x 1 x 4,0 AD | 2000 | 1000 | 4,0 | |
| CH.2 x 1 x 5,0 AD | 2000 | 1000 | 5,0 | |
| CH.2,5 x 1,25 x 2,0 AD | 2500 | 1250 | 2,0 | |
| CH.2,5 x 1,25 x 3,0 AD | 2500 | 1250 | 3,0 | |
| CH.2,5 x 1,25 x 4,0 AD | 2500 | 1250 | 4,0 | |
| CH.2,5 x 1,25 x 5,0 AD | 2500 | 1250 | 5,0 | |
| CH.3 x 1,5 x 2,0 AD | 3000 | 1500 | 2,0 | |
| CH.3 x 1,5 x 2,5 AD | 3000 | 1500 | 2,5 | |
| CH.3 x 1,5 x 3,0 AD | 3000 | 1500 | 3,0 | |
| CH.3 x 1,5 x 4,0 AD | 3000 | 1500 | 4,0 | |
| CH.3 x 1,5 x 5,0 AD | 3000 | 1500 | 5,0 | |

Chapas Lisas só para Lacar (a)

| Designação | Dimensões (mm) | | | |
|-----------------------|----------------|-------|------|------|
| | Comp. | Larg. | Esp. | |
| CH.2 x 1 x 0,5 L | 2000 | 1000 | 0,5 | |
| CH.2 x 1 x 0,8 L | 2000 | 1000 | 0,8 | |
| CH.2 x 1 x 1,0 L | 2000 | 1000 | 1,0 | |
| CH.2,5 x 1,25 x 1,0 L | 2500 | 1250 | 1,0 | |
| CH.3 x 1,5 x 1,0 L | 3000 | 1500 | 1,0 | |
| CH.3 x 1,5 x 1,2 L | 3000 | 1500 | 1,2 | |
| CH.3 x 1,25 x 1,5 L | 3000 | 1500 | 1,5 | |
| CH.4 x 1,5 x 1,5 L | 4000 | 1500 | 1,5 | |
| CH.4 x 1,5 x 2 L | 4000 | 1500 | 2,0 | |
| CH.4 x 2 x 1,5 L | 4000 | 2000 | 1,5 | |
| CH.4 x 2 x 2,0 L | 4000 | 2000 | 2,0 | |
| CH.4,5 x 1,5 x 1,5 L | 4500 | 1500 | 1,5 | |
| CH.5 x 1,5 x 2,0 L | 5000 | 1500 | 2,0 | |
| CH.6 x 2 x 2,0 L | 6000 | 2000 | 2,0 | |
| CH.RL x 1 x 0,5 | ±185m | 1000 | 0,5 | Rolo |
| CH.RL x 1 x 0,8 | ±115m | 1000 | 0,8 | Rolo |