

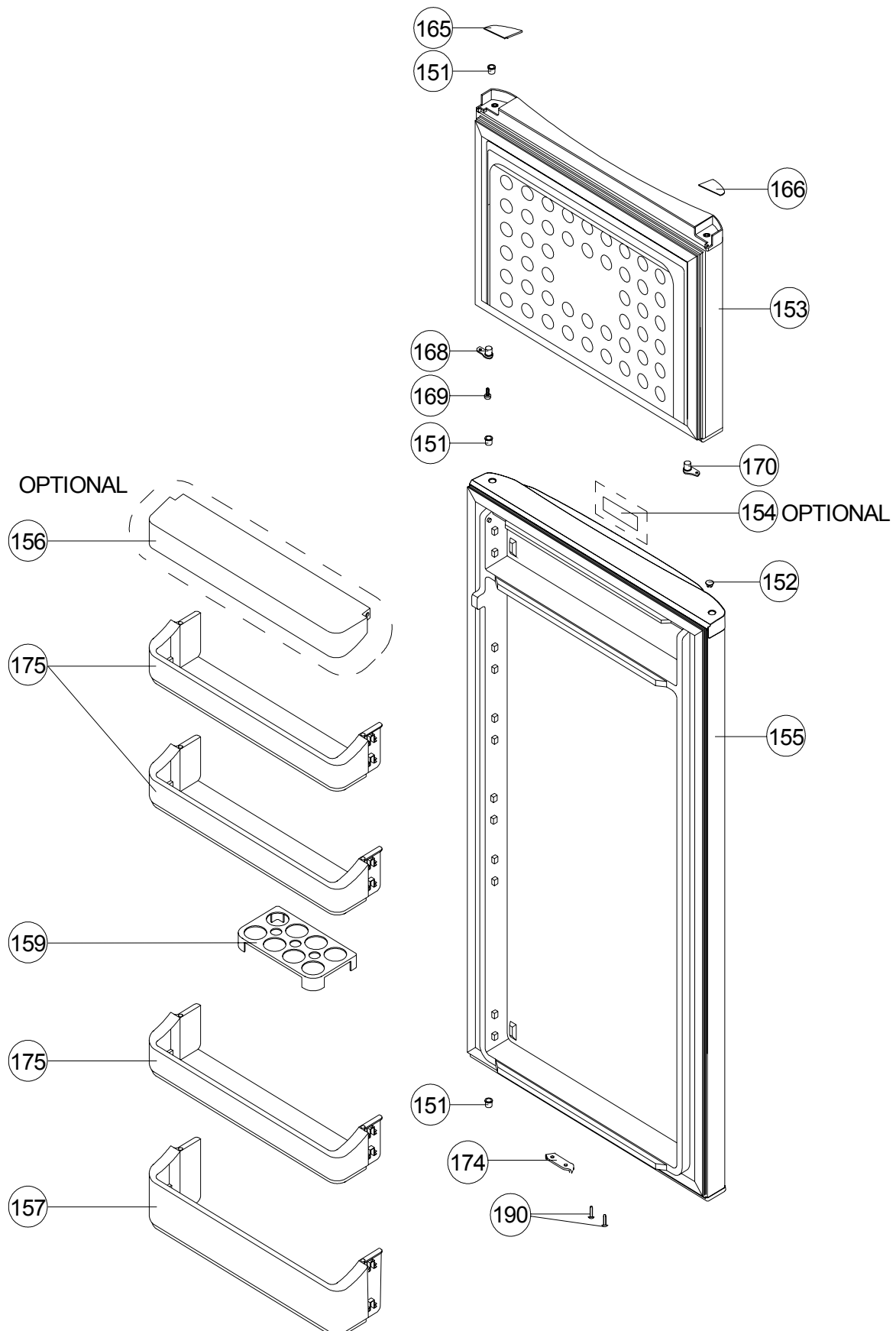
**NOTE :** On this exploded view, standard accessories drawings are used. According to your product, some changes may become on the accessories.


	<b>VESTEL REFRIGERATOR</b>	<b>CUSTOMER SUPPORT</b>
	<b>INTERIOR PARTS LIST</b>	

<b>POSITION NUMBER</b>	<b>PART NAME</b>
1	ASSY URT CAB/280 (W/O HEAT PANEL)
2	TOP HINGE/345CE
7	SCREW M5*14 WN 1342-H EJOT
9	MIDDLE HINGE/260CE-W
10	SCREW M5*14 WN 1342-H EJOT DYED
12	MIDDLE HINGE SCREW CAP (BIG)
13	DOOR SWITCH
14	TUNNEL DRAIN PLUG
15	BOTTOM HINGE/140
16	STATIONARY FOOT
17	ICE SCRAPER (OPTIONAL)
18	ICE TRAY (OPTIONAL)
19	F COMPARTMENT SHELF/260 (W/O TRIM)
20	SHELF TRIM F/260-2
21	THERMOSTAT BOX ASSY/280 (WITH SWITCH)
22	LAMP (E14/220-240V/15W)
23	LAMP HOLDER-E14
24	HEAT REFLECTOR FOIL/140
25	SCREW PLS KA 40*13(INOX-S.UÇ) SUS 430
26	THERMOSTAT BOX/140 (SWITCH)
27	THERMOSTAT
28	LAMP COVER/140
29	THERMOSTAT KNOB SRGF/260 (NUMBER)
30	THERMOSTAT KNOB SPRING
31	THERMOSTAT BOX SCREW CAP/140
32	SCREW KA 40*18 WN 1411(INOX-SİV.UÇ)EJOT
35	WIRING HARNESS/THERMOSTAT
37	R COMPARTMENT SHELF/260
38	SHELF TRIM R/140
39	CRISPER COVER/140
40	CRISPER COVER TRIM/140
41	CRISPER/140
43	WINE SHELF/260 (FOUR BOOTLE) (OPTIONAL)
44	TOP HINGE SREW CAP (RIGHT) 345CE
45	TOP HINGE SREW CAP (LEFT) 345CE
46	HEATER SWITCH/260SN (USE FOR SN CLIMATE TYPE)
164	DOOR HANDLE SCREW CAP(

#### **ABBREVIATIONS :**

ASSY : ASSEMBLY  
 URT : URETHANE  
 CAB : CABINET  
 R : REFRIGERATOR  
 F : FREEZER  
 W/O : WITHOUT

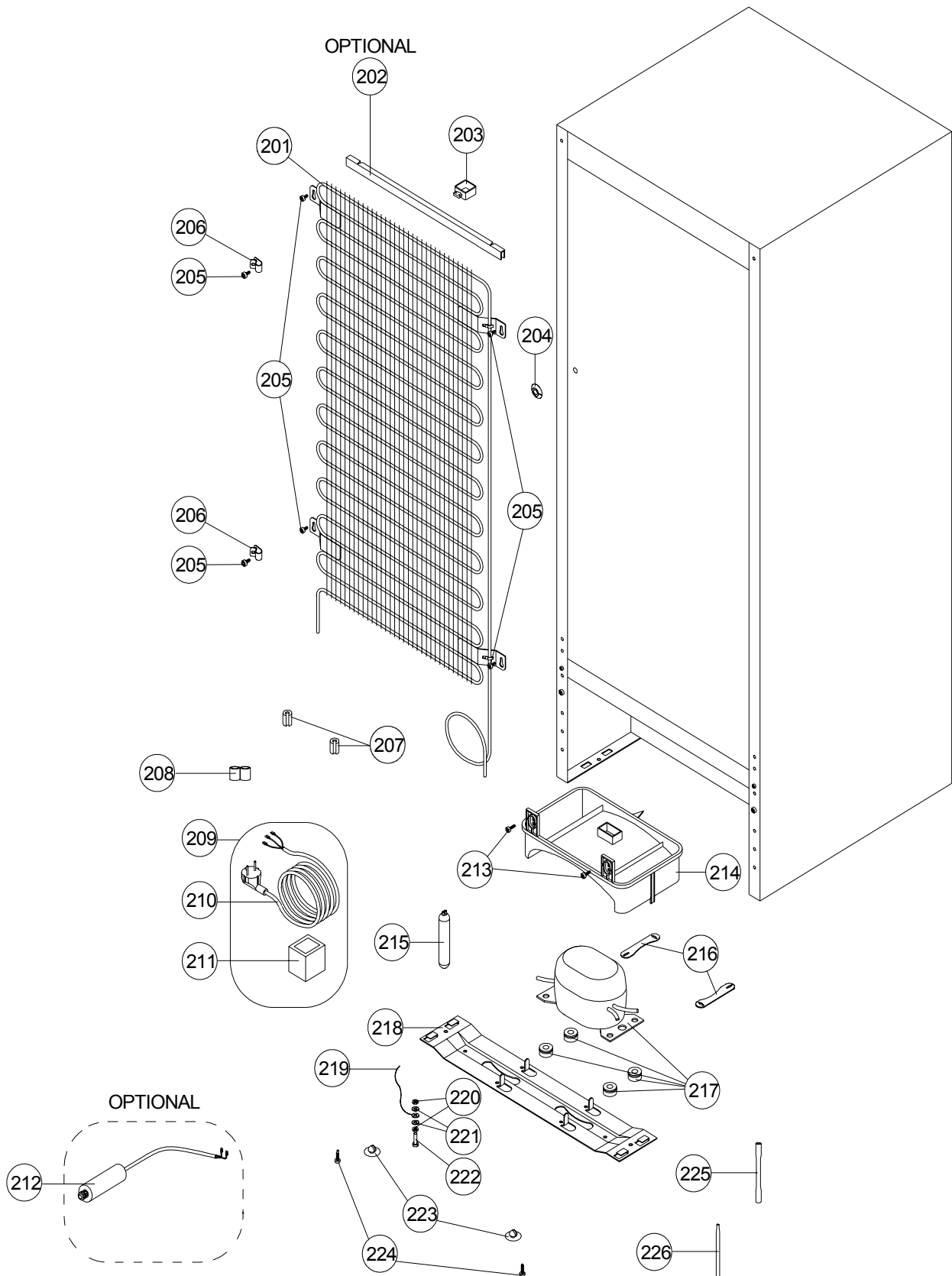


 <b>WHITE GOODS</b>	<b>VESTEL REFRIGERATOR</b>	<b>CUSTOMER SUPPORT</b>
	<b>DOOR ASSY. PARTS LIST</b>	

<b>POSITION NUMBER</b>	<b>PART NAME</b>
151	BUSHING/345P
152	BUSHING CAP
153	F DOOR ASSY/280CE
154	LOGO ( <i>OPTIONAL</i> )
155	R DOOR ASSY/280CE
156	SHELF COVER/140BXD ( <i>OPTIONAL</i> )
157	BOTTLE SHELF/140BXD
159	EGG HOLDER/140BXD
165	F DOOR PANEL RIGHT CAP/260CE
166	F DOOR PANEL LEFT CAP/260CE
168	F DOOR STOPPER 260CE (RIGHT)
169	SCREW 3*9,5 RYSB
170	F DOOR STOPPER 260CE (LEFT)
174	R BOTTOM STOPPER
175	CHEESE/BUTTER SHELF/140
190	SCREW PLS.3,5*12 RYSB

**ABBREVIATIONS :**

ASSY : ASSEMBLY  
R : REFRIGERATOR  
F : FREEZER



	<b>VESTEL REFRIGERATOR</b>	<b>CUSTOMER SUPPORT</b>
	<b>UNIT PARTS LIST</b>	

<b>POSITION NUMBER</b>	<b>PART NAME</b>
201	MAIN CONDENSER/260
202	CONDENSER TRIM/140 ( <i>OPTIONAL</i> )
203	SPACER
204	PLUG,CABLE HARNESS
205	SCREW 4.8*13 DIN7981 TYSB W.O. WASHER
206	CABLE HOLDER / 140
207	ANTIVIBRATION (CONDENSER)
208	CONDENSER HOLDER (2)
209	POWER CORD GR
210	POWER CORD
211	OVER LOAD RELAY
212	CAPACITOR ( <i>OPTIONAL</i> )
213	SCREW 4.2*9.5 DIN 7981 YSB
214	EVAPORATING TRAY/260
215	DRYER (XH9,7.5GR)
216	COMPR. FIXING BRACKET
217	COMPRESSOR
218	COMPR. BASEMENT/140
219	GROUNDING WIRE
220	NUT M4*3.2 DIN 934 ZNK
221	WASHER 4.3*8*0.9 DIN 6798 ZNK
222	SCREW M4*16 DIN 933 ZNK
223	COMPR. BASEMENT FOOT/140
224	SCREW KA 50*14 WN 1412 EJOT
225	SERVICE TUBE (120*6*0,75)
226	DRYER VACUUM TUBE