

# 3

# Avaliação Formativa

- Completar as séries (de 0 a 5 e de 5 a 0).

Two rows of circles connected by arrows, each with a box below it for a number.

Row 1 (Red arrows):

- Circle 1: Empty box below it containing the number 0.
- Circle 2: Contains 1 green dot. Box below it contains the number 1.
- Circle 3: Empty box below it.
- Circle 4: Empty box below it.
- Circle 5: Empty box below it.
- Circle 6: Empty box below it.

Row 2 (Blue arrows):

- Circle 1: Contains 5 green dots. Box below it contains the number 5.
- Circle 2: Contains 4 green dots. Box below it contains the number 4.
- Circle 3: Empty box below it.
- Circle 4: Empty box below it.
- Circle 5: Empty box below it.
- Circle 6: Empty box below it.

- Completar.

Four ten-frame problems for completion.

Problem 1:

●	●
---	---

 $2 + 1 = \underline{\quad}$ 

● ● ●	● ●
-------	-----

 $\underline{\quad} + \underline{\quad} = \underline{\quad}$ 
  

Problem 2:

● ● ● ●	●
---------	---

 $\underline{\quad} + \underline{\quad} = \underline{\quad}$ 

● ●	● ●
-----	-----

 $\underline{\quad} + \underline{\quad} = \underline{\quad}$ 

- Desenhar elementos de acordo com o que é indicado.

Four ten-frame problems for drawing elements.

Problem 1:

--	--

 $1 + 3 = 4$ 

--	--

 $2 + 3 = 5$ 
  

Problem 2:





--	--

 $1 + 2 = 3$ 

--	--

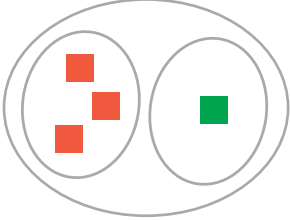




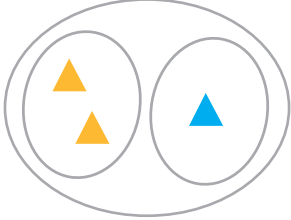








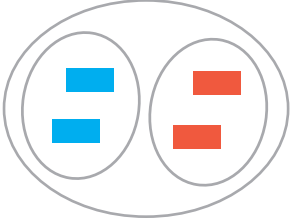




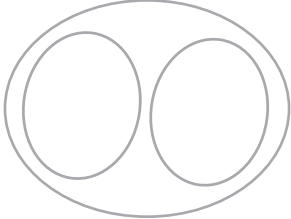








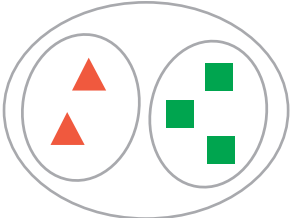




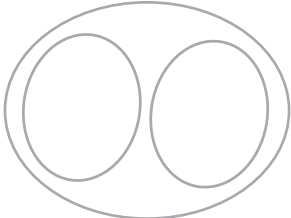








 $0 + 5 = 5$

- Adicionar e ligar cada etiqueta ao respectivo desenho (ver exemplo).

$2 + 2$	$1 + 3$	$1 + 0$	$2 + 3$
			
$1 + 1$	$4 + 0$	$4 + 1$	$2 + 1$


- Completar as tabelas (ver exemplo).

- Desenhar elementos de acordo com as tabelas (ver exemplo).

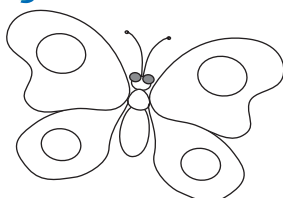
	<table border="1"> <tr><td></td><td>□</td></tr> <tr><td></td><td></td></tr> <tr><td>3</td><td>1</td></tr> </table>		□			3	1		<table border="1"> <tr><td></td><td>△</td></tr> <tr><td></td><td></td></tr> <tr><td>2</td><td>1</td></tr> </table>		△			2	1
	□														
															
3	1														
	△														
															
2	1														
	<table border="1"> <tr><td></td><td>□</td></tr> <tr><td></td><td></td></tr> <tr><td></td><td></td></tr> </table>		□						<table border="1"> <tr><td></td><td>○</td></tr> <tr><td></td><td></td></tr> <tr><td>4</td><td>1</td></tr> </table>		○			4	1
	□														
															
	○														
															
4	1														
	<table border="1"> <tr><td>△</td><td>□</td></tr> <tr><td></td><td></td></tr> <tr><td></td><td></td></tr> </table>	△	□						<table border="1"> <tr><td>□</td><td>○</td></tr> <tr><td></td><td></td></tr> <tr><td>1</td><td>3</td></tr> </table>	□	○			1	3
△	□														
															
□	○														
															
1	3														

- Dialogar com os companheiros e com a professora sobre o trabalho realizado. Pintar a borboleta que corresponde à sua auto-avaliação.


# Auto-Avaliação



trabalhei muito bem



trabalhei bem



trabalhei pouco