

Learning chess

Stepping stones 1



Eddy Sibbing, Cor van Wijgerden

ISBN 978-90-77275-76-4

2nd edition

Publisher: Van Wijgerden

Drawings: Rupert van der Linden

Information: www.stappenmethode.nl


E-mail: info@stappenmethode.nl

© Copyright 2010-2013: Sibbing, Van Wijgerden

All rights reserved. No part of this publication may be reproduced, stored in a retrieval system or transmitted in any other form or by any means without permission in writing from the publisher.

Stepping stones

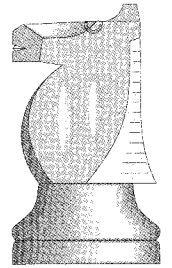
1



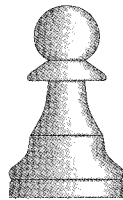
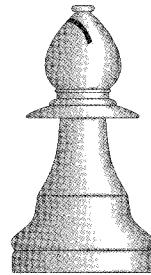
This book belongs to:	Address:
Phone number:	My chess teacher is:
My birthday is on:	I am years old
School:	Chess club:



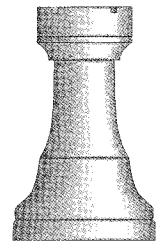
pawn



knight



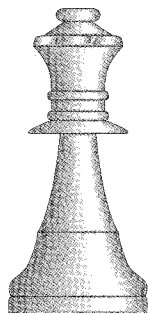
queen



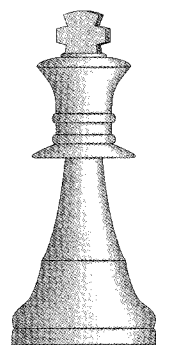
rook



bishop









king









How does the rook move?







3



How does the bishop move?









How does the queen move?









How does the king move?







6



How does the knight move?



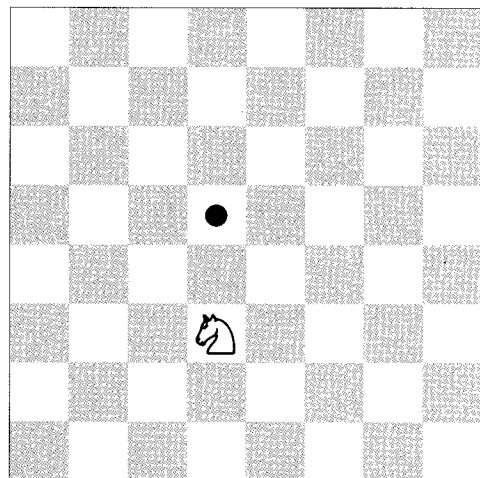





How does the knight move?










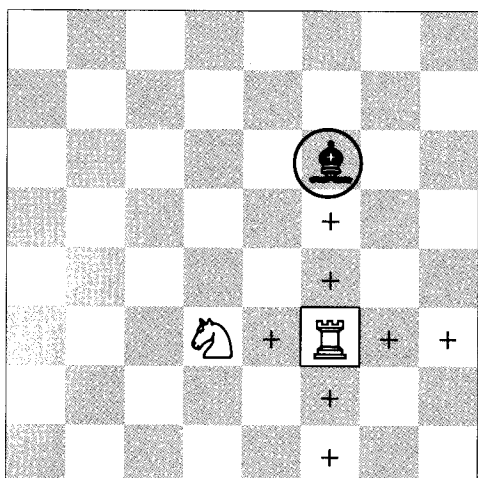
Choose the quickest route

9













Choose the quickest route











example































example
































How does the white pawn move? ↑















How does the black pawn move? ↓



















































Choose the safe route












Choose the safe route
































Which piece is in danger?















Which piece is in danger?



















































Where can the king go?







example





Where can the king go?







example



Show all the possible ways to give check











example














Show all the possible ways to give check







45
























































Learning chess Step by Step

The Step by Step learning system is an officially acknowledged method by the Dutch Chess Federation. It has been successfully adopted by many chess clubs and schools in the Netherlands, Belgium, France, Germany, Switzerland and Austria. Slowly but steadily the method is gaining popularity throughout the world.

The whole system consists of workbooks with exercises and manuals for teachers and trainers.

Available in English up till now:

Manual for chess trainers: Step 1, Step 2, Step 3, Step 4, Step 5

Manual for independent learners: Step 6

Workbook: Stepping stones 1, Stepping stones 2, Step 1, Step 2, Step 3, Step 4, Step 5, Step 6


Extra workbook: Step 1 extra, Step 2 extra, Step 3 extra, Step 4 extra, Step 5 extra
Step 6 extra

Plus workbook: Step 1 plus, Step 2 plus, Step 3 plus, Step 4 plus, Step 5 plus

Thinking ahead workbook: Step 2 thinking ahead

Chess Tutor (CD) Step 1, Step 2, Step 3 (download a demo at: www.chesstutor.eu)

Updated information can be found on our website at: www.stappenmethode.nl (NL, EN, DE, FR)



ISBN 978-90-77275-76-4



9 789077 275764