

# FOCUS ADJUSTABLE

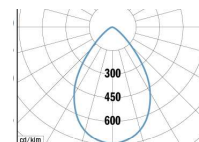


INTERIOR  
- PROJECTORES ENCASTRADOS

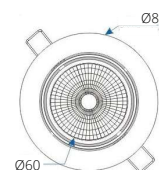
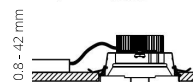
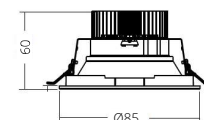


30° 	220-240V 50-60Hz	CRI 75+ Ra	IP 20	50 000 hours/L70
---------	---------------------	------------------	-------	---------------------

Diagrama polar



Montagem



Especificações	
Referência	Z9605.01
Fluxo Nominal	500 lm
Potência Consumida	5 W
Eficácia	100 lm/W
CCT	4000 K / 5000 K / 6000 K
Dimensões	Ø85 mm x 60 mm
Peso	0,3 Kg
Certificação	