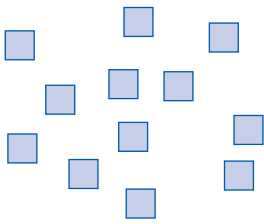


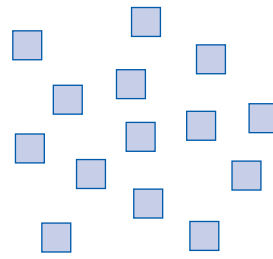
6 A dezena

- Formar grupos de dez, em cada situação indicada. Registrar, na tabela, o número de agrupamentos (dezenas) e o dos elementos que sobram (unidades).



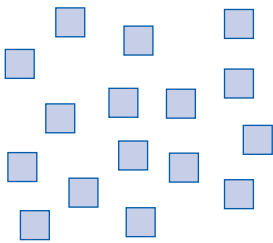
d	u
<input type="text"/>	<input type="text"/>
1	2

$10 + 2 = \underline{\quad}$




d	u
<input type="text"/>	<input type="text"/>
1	

$10 + \underline{\quad} = \underline{\quad}$



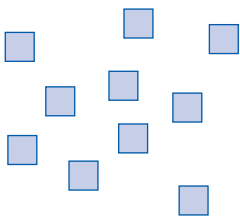
d	u
<input type="text"/>	<input type="text"/>
1	

$10 + \underline{\quad} = \underline{\quad}$



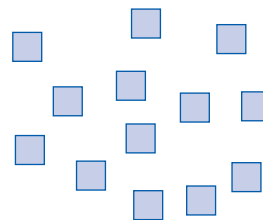
d	u
<input type="text"/>	<input type="text"/>

$10 + \underline{\quad} = \underline{\quad}$



d	u
<input type="text"/>	<input type="text"/>
1	

$10 + 0 = \underline{\quad}$



d	u
<input type="text"/>	<input type="text"/>

$10 + \underline{\quad} = \underline{\quad}$

- Desenhar tantos quantos os indicados nas tabelas. Formar grupos de dez em cada situação.

d	u
<input type="text"/>	<input type="text"/>
1	5

$10 + \underline{\quad}$

d	u
<input type="text"/>	<input type="text"/>
1	6

$10 + \underline{\quad}$