

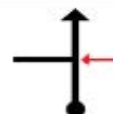
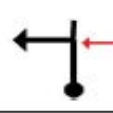


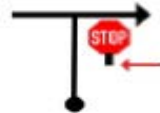
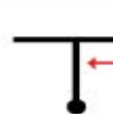

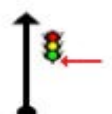
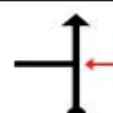
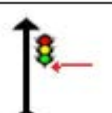


III Rali Vidreiro Histórico

26 de Novembro de 2016

Troço de Aferição

Secção 0.000 Soma: 0.000		Acesso à zona industrial	3.030 0%
Secção 0.190 Soma: 0.190		Direcção: Zona Industrial	2.840 6%
Secção 0.200 Soma: 0.390			2.640 12%
Secção 0.270 Soma: 0.660			2.370 21%
Secção 0.190 Soma: 0.850			2.180 28%
Secção 0.270 Soma: 1.120			1.910 36%
Secção 0.200 Soma: 1.320			1.710 43%
Secção 0.150 Soma: 1.470		Distancia à Passadeira	1.560 48%
Secção 0.610 Soma: 2.080			0.950 68%
Secção 0.380 Soma: 2.460			0.570 81%
Secção 0.310 Soma: 2.770			0.260 91%
Secção 0.260 Soma: 3.030			0.000 100%