

Sequence Report



Balanced in to balanced out reference Stereo : Signal Path Setup

Output Connector: Analog Balanced

Channels: 2

Source Impedance: 100 Ohm

Input Connector: Analog Balanced

Channels: 2

Termination: 200 kOhm

Coupling: AC

Max Input Bandwidth: 90 kHz

Device Delay: 0.000 s

Balanced in to balanced out reference Stereo : Level

Waveform: Sine

Generator Level: +6.000 dBV

Frequency: 1.00000 kHz

Level (7/11/2014 2:04:51 PM)

Front Left +11.823 dBV

Front Right +11.829 dBV

Balanced in to balanced out reference Stereo : Channel Separation

Waveform: Sine

Generator Level: -6.000 dBV

Frequency: 10.0000 kHz

Level (7/11/2014 2:04:52 PM)

Front Left -0.173 dBV

Front Right -86.088 dBV

Sequence Report



Balanced in to balanced out reference Stereo : THD

Waveform: Sine

Generator Level: -20.000 dBV

Frequency: 1.00000 kHz

Weighting Filter: A-wt.

Filter Tune Mode: Measured Frequency

THD Ratio (7/11/2014 2:04:54 PM)

Front Left 0.000371 %

Front Right 0.000416 %

Balanced in to balanced out reference Stereo : IMD (SMPTE)

IMD Type: SMPTE

Waveform: IMD

Generator Level: -20.000 dBV

Frequency 1: 60.0000 Hz

Frequency 2: 7.00000 kHz

Frequency Ratio: 4:1

IMD Split: False

SMPTE Ratio (7/11/2014 2:04:55 PM)

Front Left 0.002988 %

Front Right 0.003058 %

Balanced in to balanced out reference Stereo : SNR

Waveform: Sine

Generator Level: +12.000 dBV

Frequency: 1.00000 kHz

Weighting Filter: A-wt.

Signal to Noise Ratio (7/11/2014 2:04:57 PM)

Front Left 123.724 dB

Front Right 123.771 dB

Sequence Report



Balanced in to balanced out reference Stereo : Impulse Response

Generator Level: -20.000 dBV

EQ: None

Start Frequency: 5.00000 Hz

Stop Frequency: 80.1000 kHz

Sweep: 350.0 ms

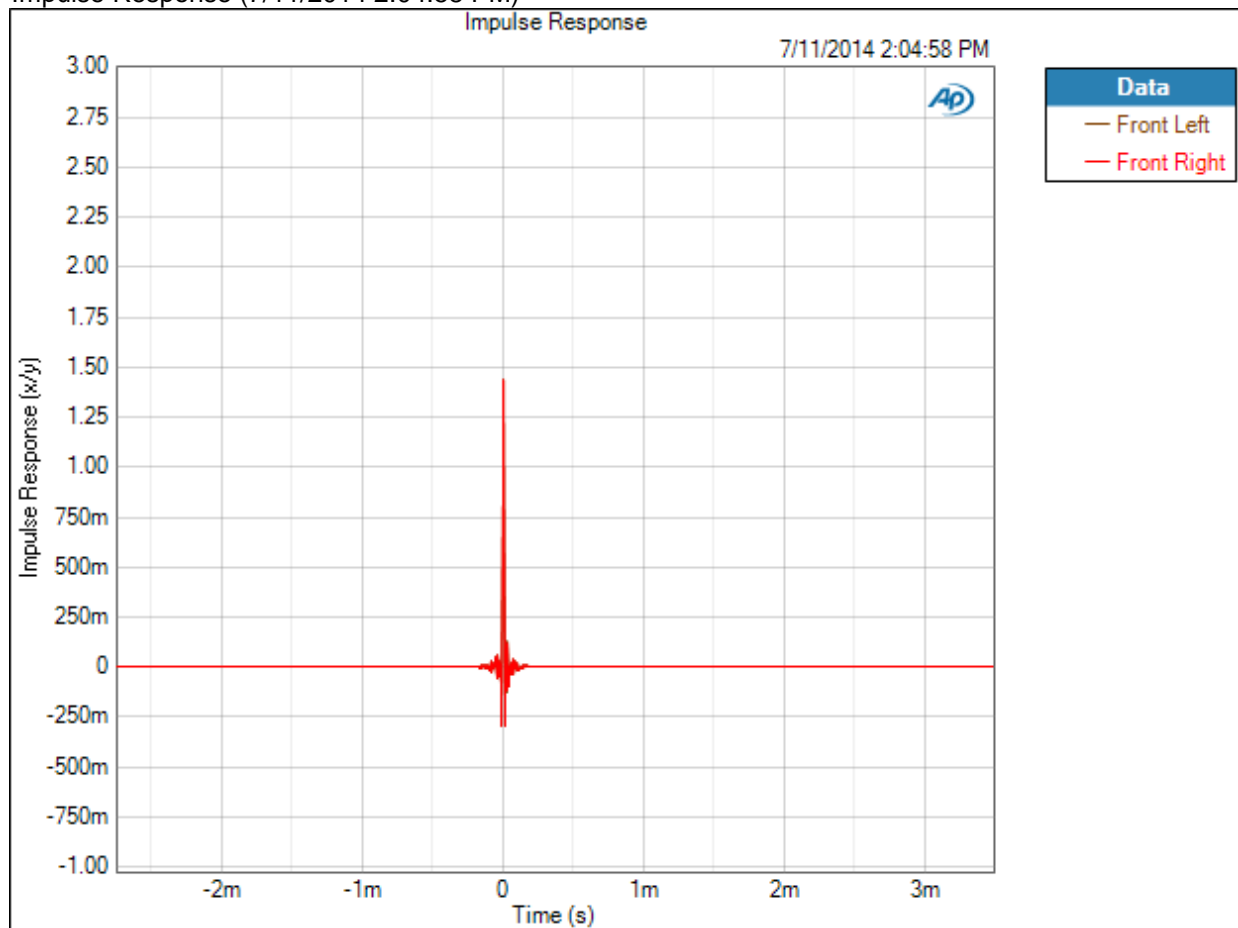
Pre-Sweep: 100.0 ms

Extend Acquisition By: 50.00 ms

Crosstalk Type: None

Measured 1 7/11/2014 2:04:58 PM

Impulse Response (7/11/2014 2:04:58 PM)



Impulse Response Parameters

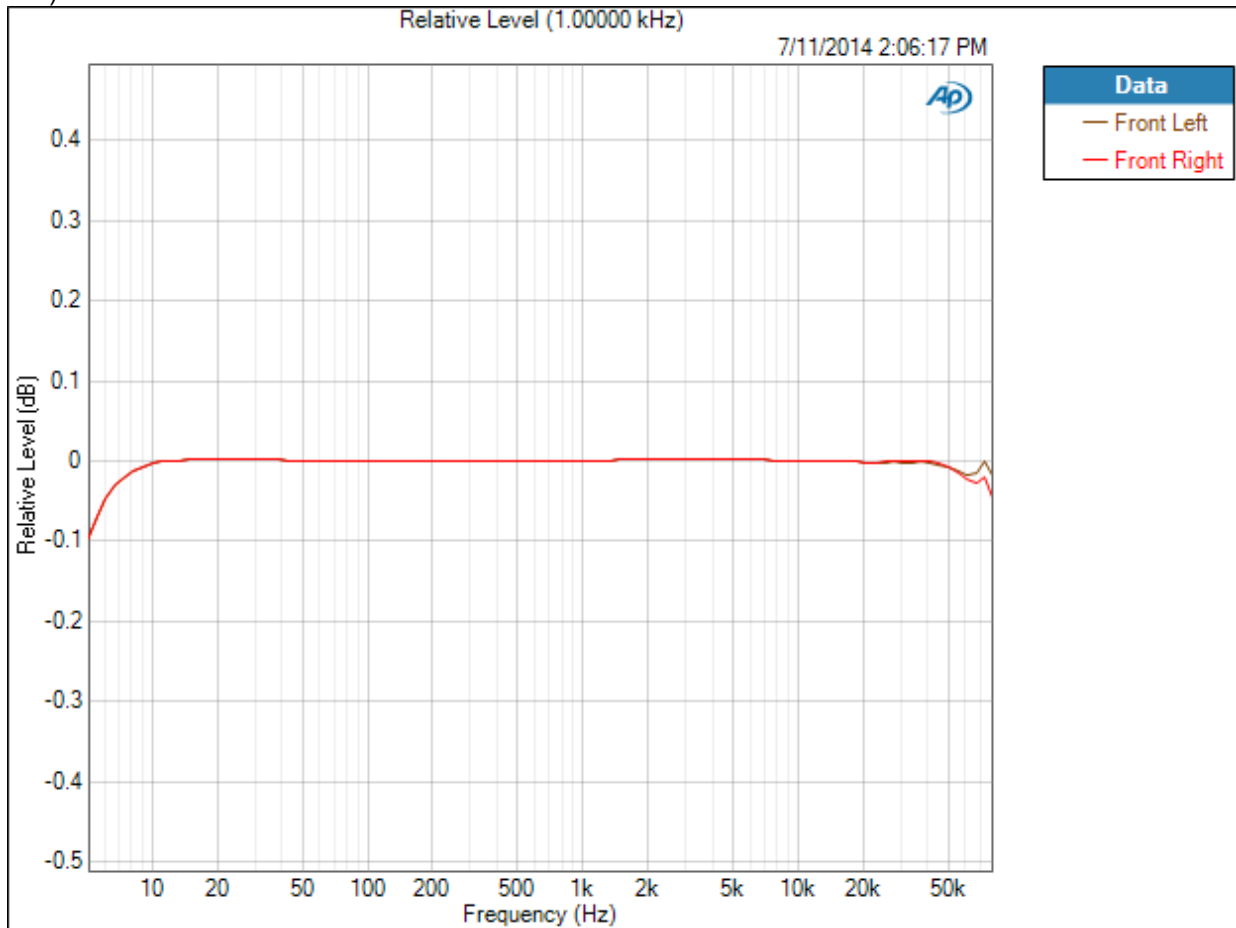
Interpolated: On

Sequence Report



Balanced in to balanced out reference Stereo : Frequency Sweeps

Generator Level: -20.000 dBV
EQ: None
Start Frequency: 80.1000 kHz
Stop Frequency: 5.00000 Hz
Step Type: Logarithmic
Number of Points: 100
Phase Ref Channel: Front Left
Measured 1 7/11/2014 2:06:17 PM
Relative Level (1.00000 kHz) (7/11/2014 2:06:17 PM)

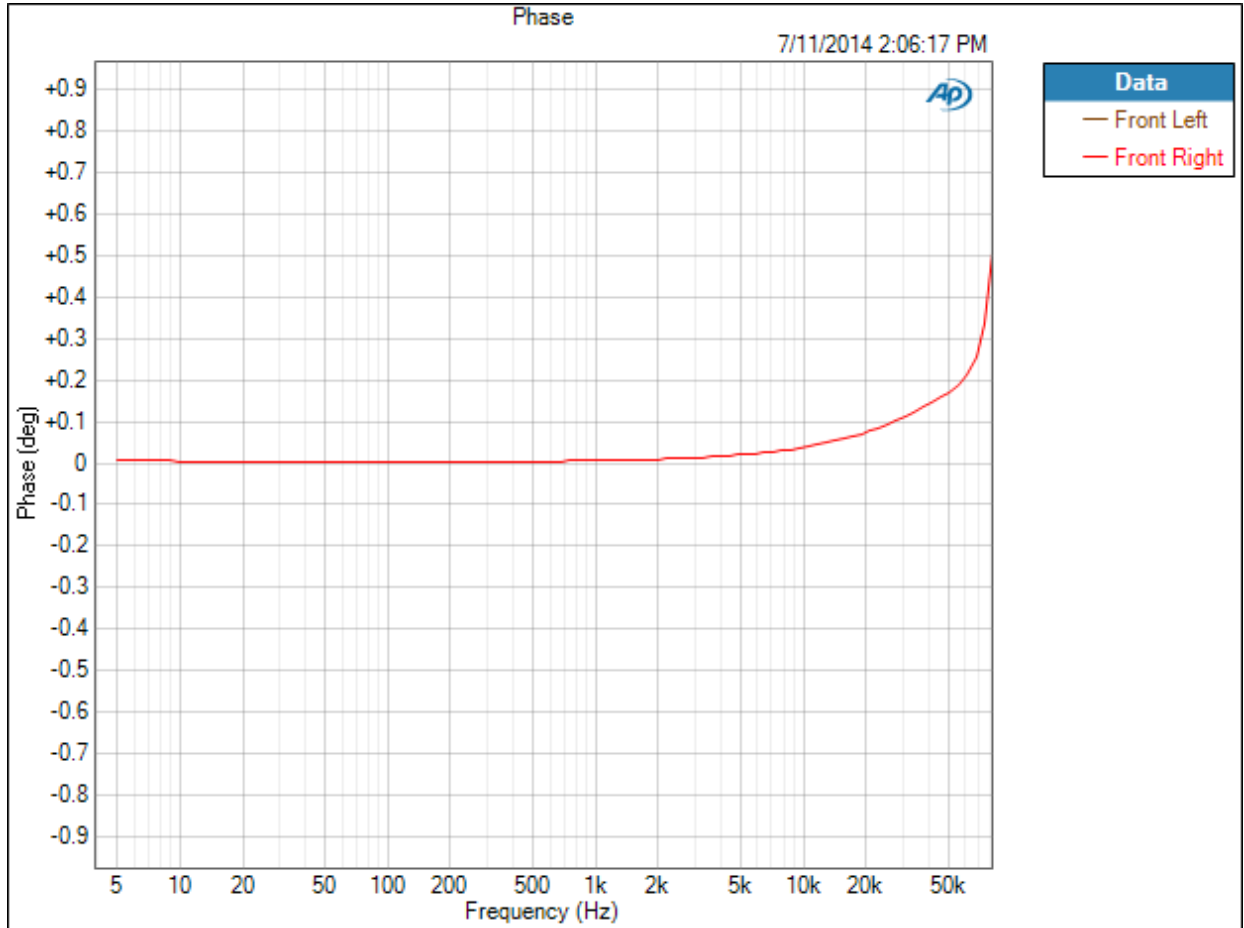


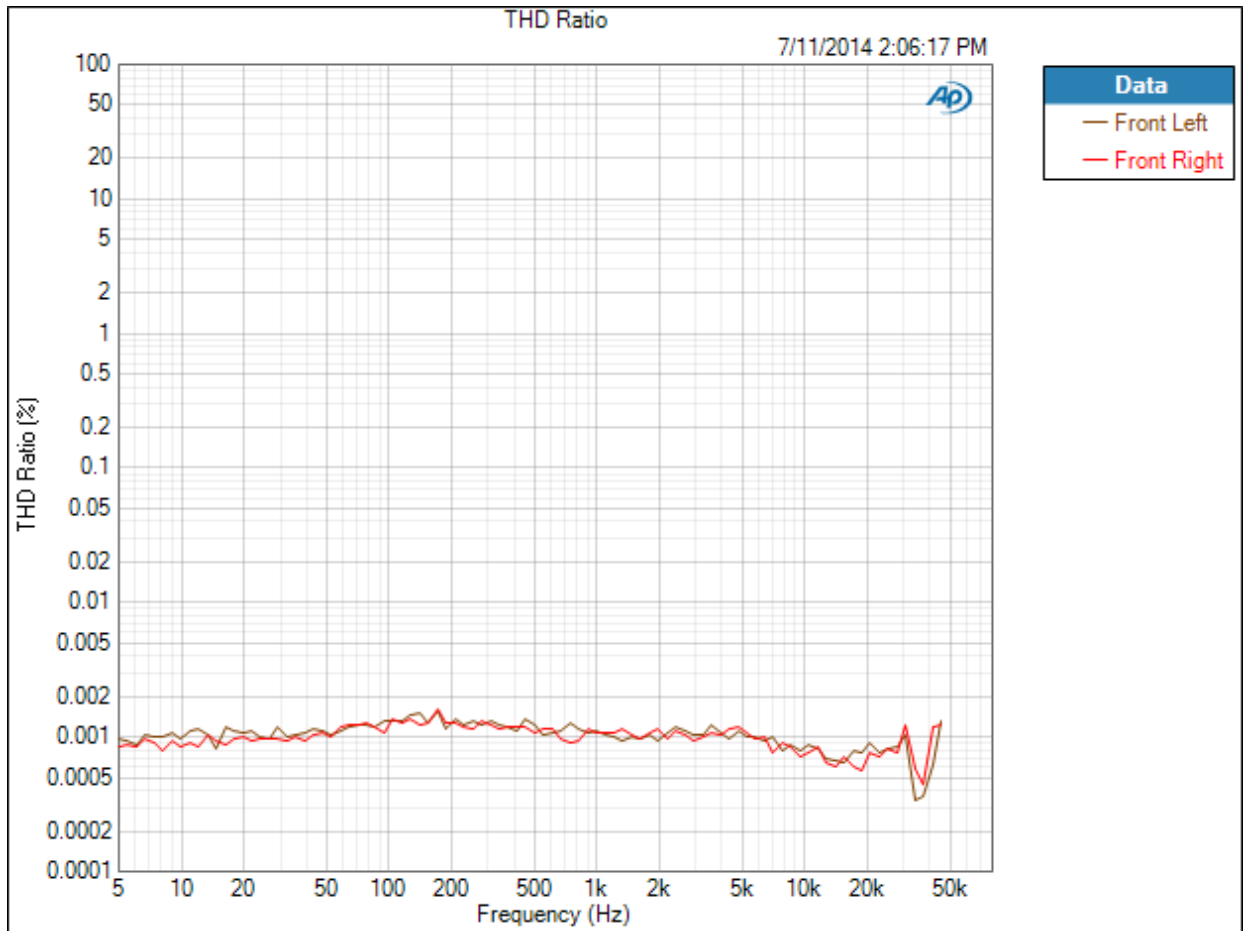
Relative Level (1.00000 kHz) Parameters
Mode: Normalized at Reference
Ref Frequency: 1.00000 kHz

Sequence Report



Phase (7/11/2014 2:06:17 PM)





Sequence Report



Balanced in to balanced out reference Stereo : Level Sweep

Waveform: Sine

Generator Level: 100.0 mVrms

Frequency: 1.00000 kHz

Start Level: -60.000 dBV

Stop Level: +17.000 dBV

Number of Points: 37

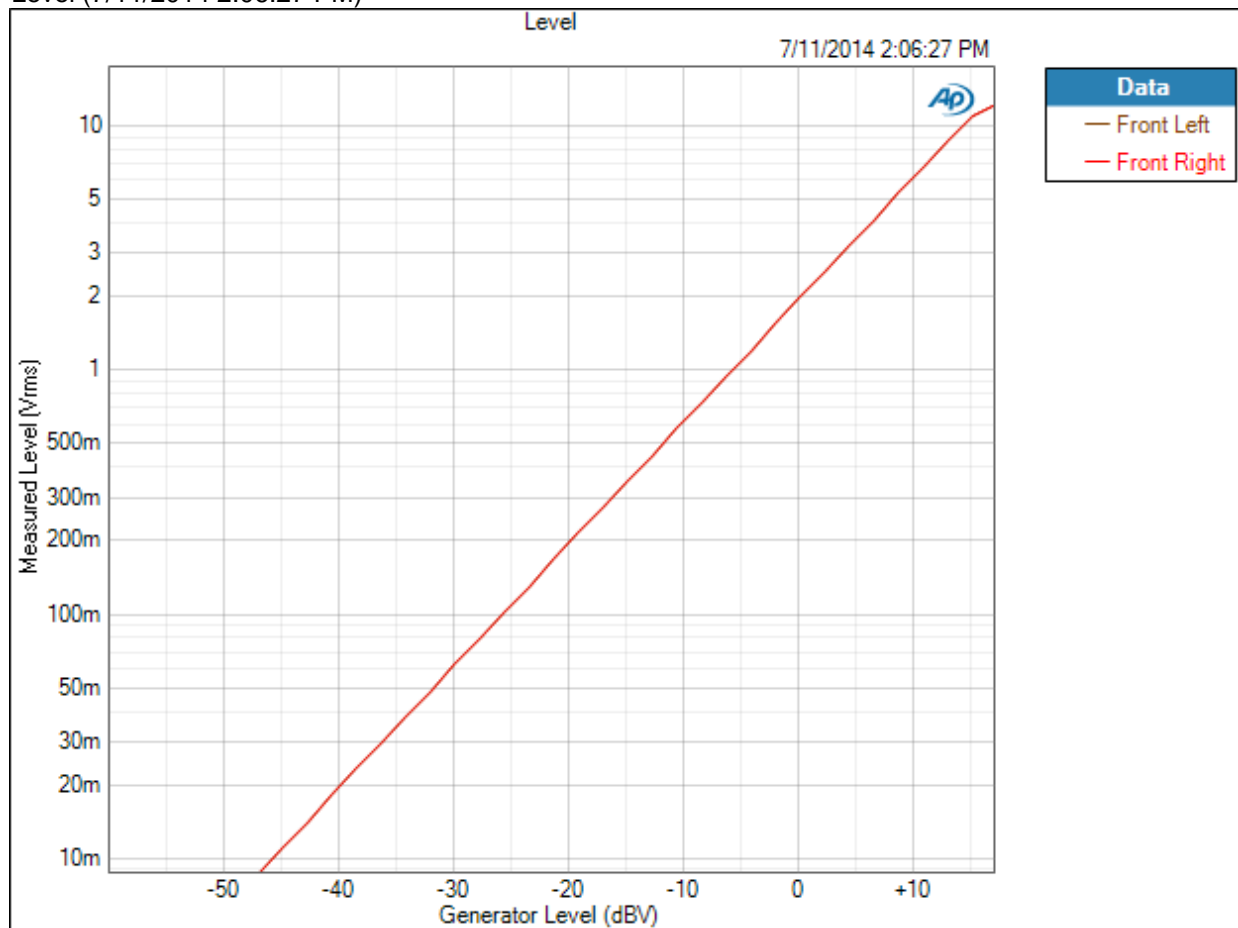
Step Increment: +2.139 dBV

Weighting Filter: A-wt.

Filter Tune Mode: Generator Frequency

Measured 1 7/11/2014 2:06:27 PM

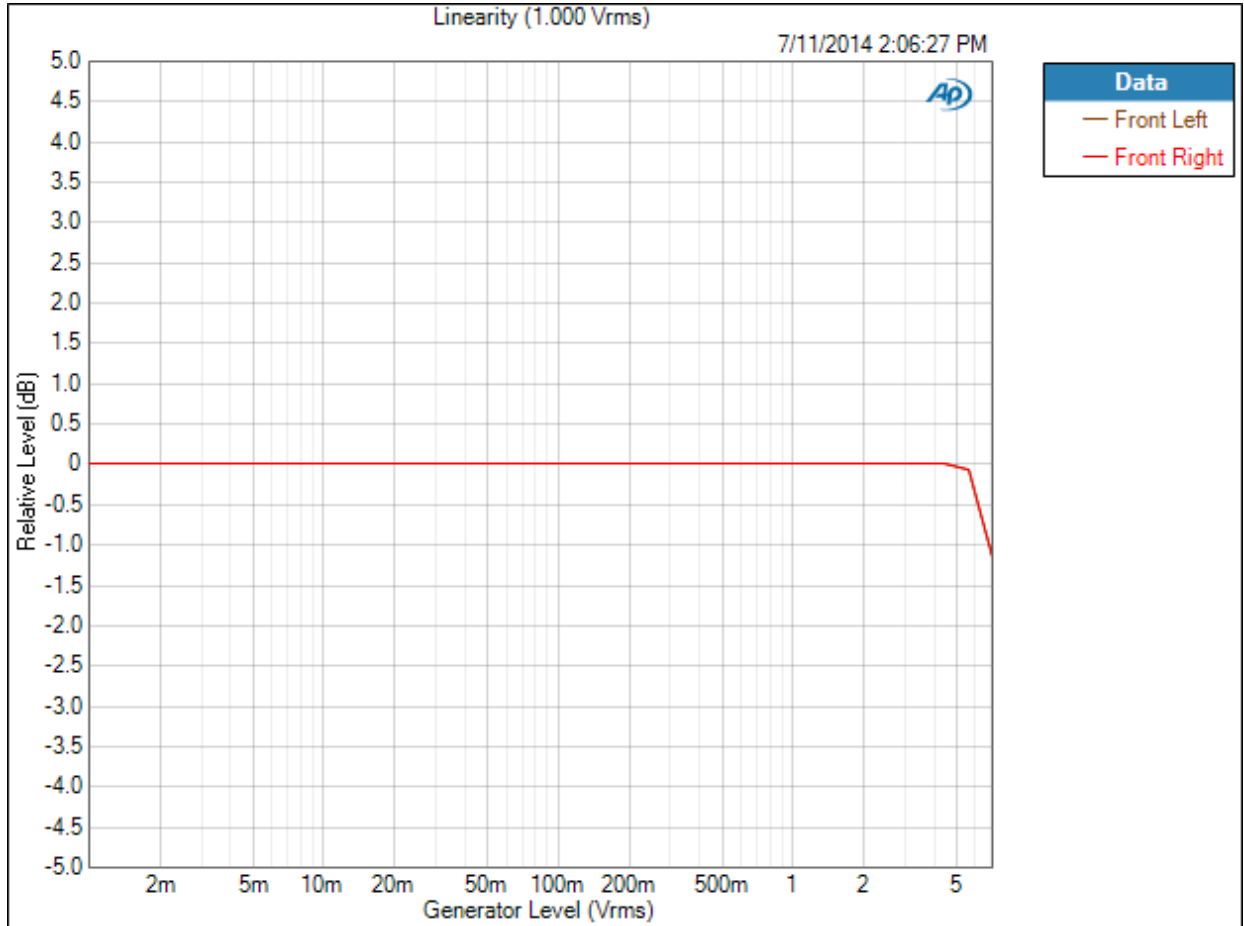
Level (7/11/2014 2:06:27 PM)



Sequence Report



Linearity (1.000 Vrms) (7/11/2014 2:06:27 PM)



Sequence Report

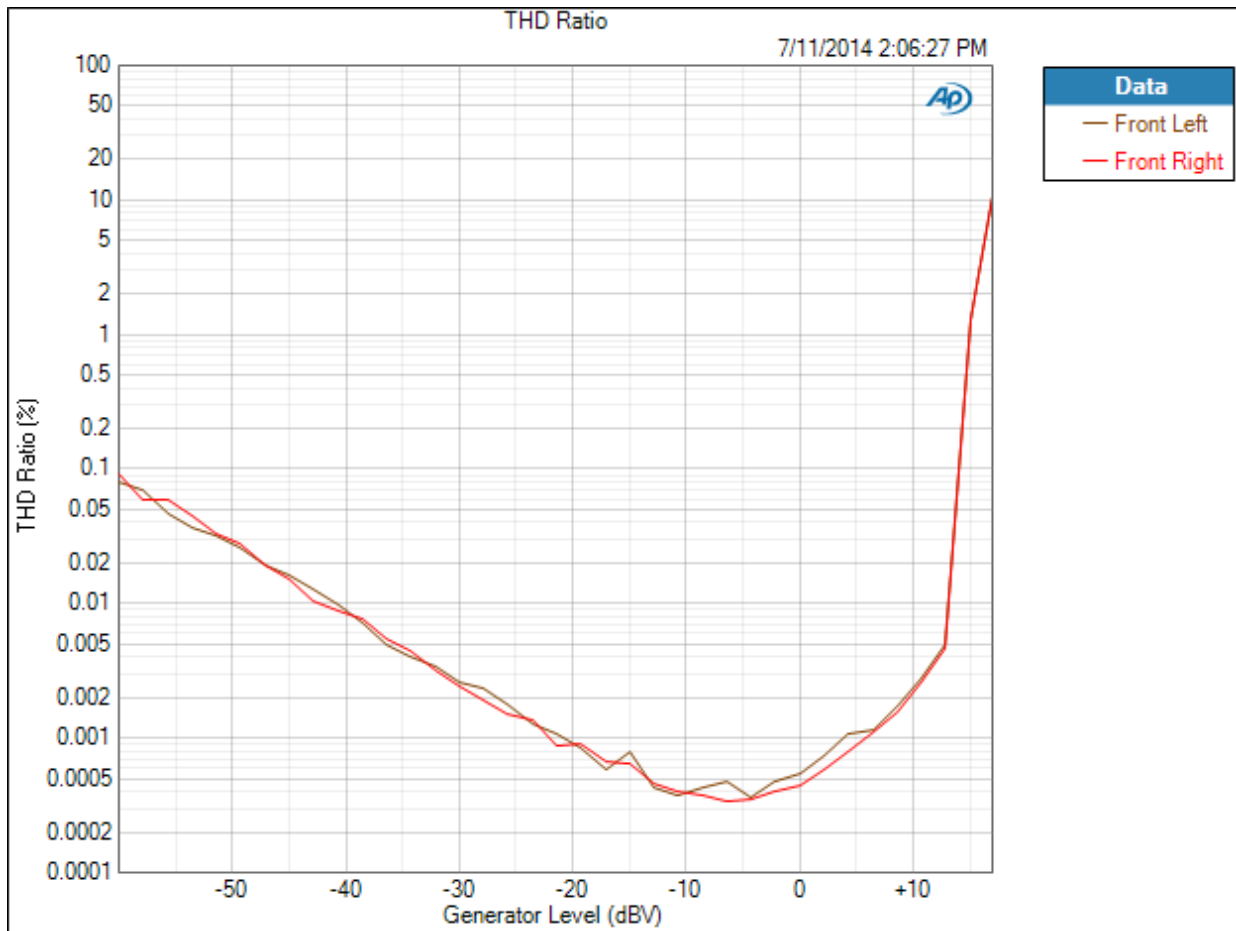


Linearity (1.000 Vrms) Parameters

Mode: Normalized at Reference

Relative Level: 1.000 Vrms

THD Ratio (7/11/2014 2:06:27 PM)

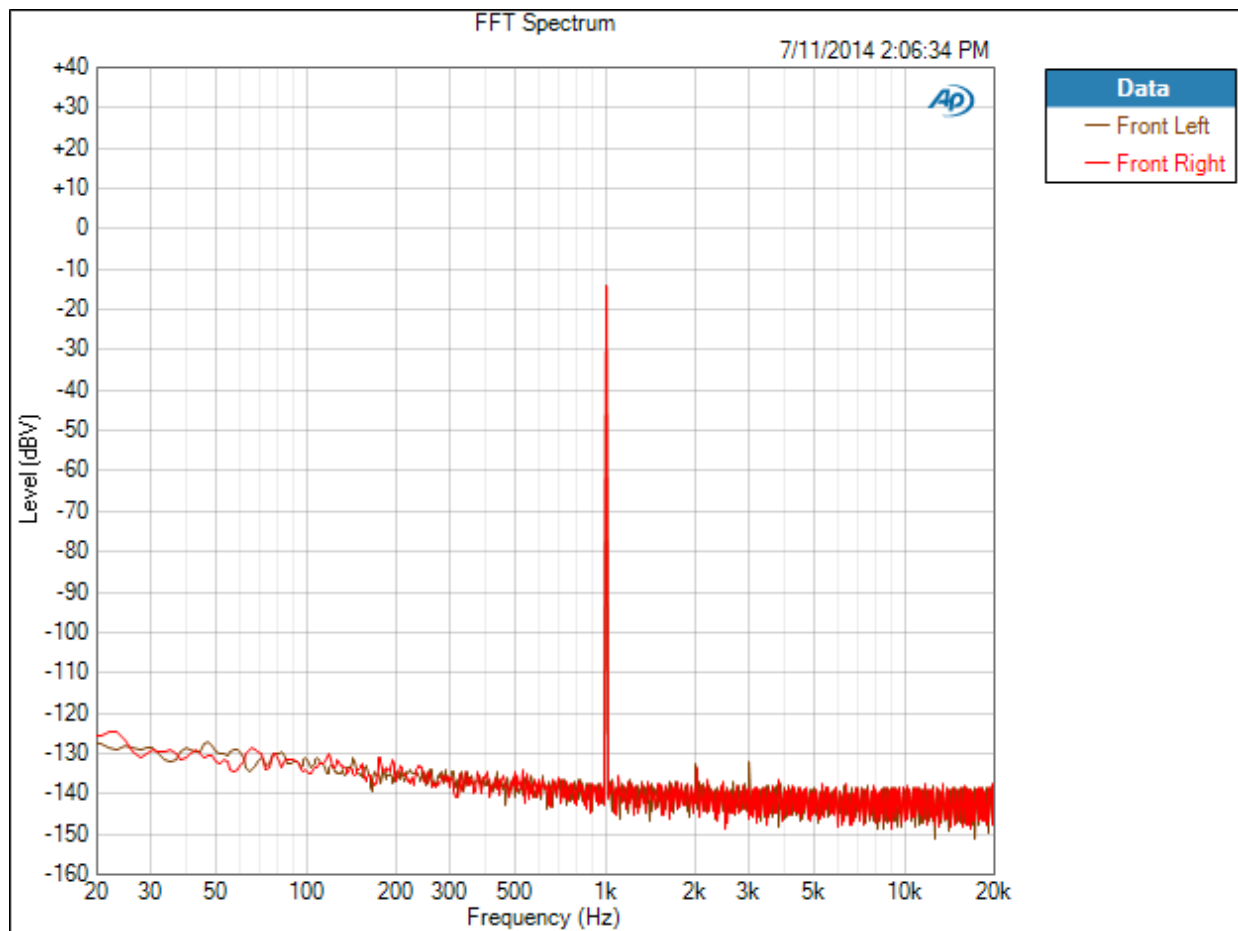


Sequence Report



Balanced in to balanced out reference Stereo : 1kHz spectrum

Waveform: Sine
Generator Level: -20.000 dBV
Frequency: 1.00000 kHz
Measured 1: 7/11/2014 2:06:34 PM
Acquisition Type: Auto
FFT Length: 128K
Averaging: Power
Averages: 8
Trigger: Free Run
Window: AP-Equiripple
Delay Time: 250.0 ms



Sequence Report



Balanced in to balanced out reference Stereo : Crosstalk Sweep, One Channel Undriven

Generator Level: 100.0 mVrms

Start Frequency: 20.0000 kHz

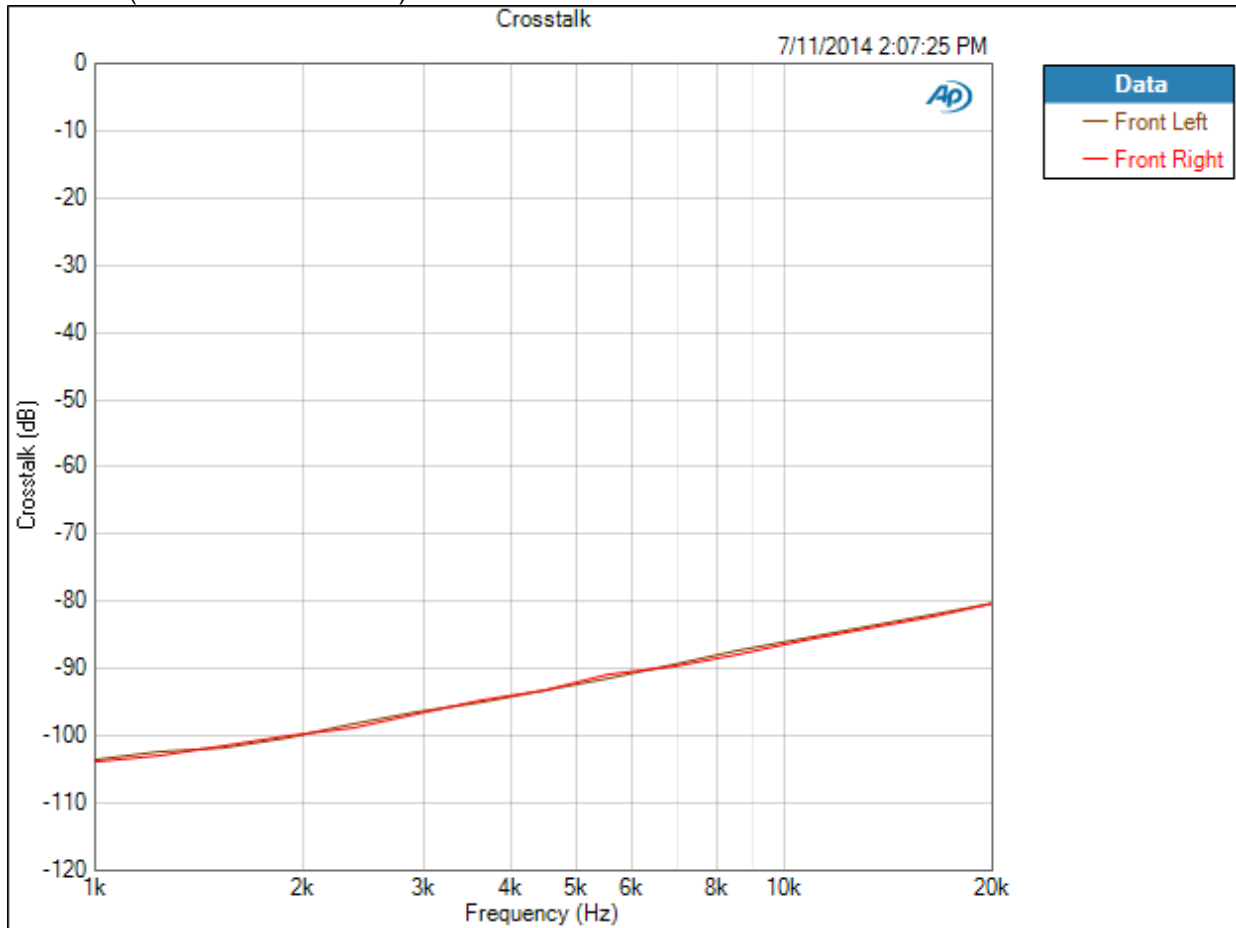
Stop Frequency: 1.00000 kHz

Step Type: Logarithmic

Number of Points: 15

Measured 1 7/11/2014 2:07:25 PM

Crosstalk (7/11/2014 2:07:25 PM)



Sequence Report



Unbalanced in to unbalanced out reference Stereo : Signal Path Setup

Output Connector: Analog Unbalanced

Channels: 8

Source Impedance: 50 Ohm

Input Connector: Analog Unbalanced

Channels: 2

Termination: 100 kOhm

Coupling: AC

Max Input Bandwidth: 90 kHz

Device Delay: 0.000 s

Unbalanced in to unbalanced out reference Stereo : Level

Waveform: Sine

Generator Level: -0.000 dBV

Frequency: 1.00000 kHz

Level (7/11/2014 2:07:42 PM)

Front Left +5.784 dBV

Front Right +5.782 dBV

Unbalanced in to unbalanced out reference Stereo : Channel Separation

Waveform: Sine

Generator Level: -6.000 dBV

Frequency: 10.0000 kHz

Level (7/11/2014 2:07:43 PM)

Front Left -0.221 dBV

Front Right -77.314 dBV

Unbalanced in to unbalanced out reference Stereo : Crosstalk

Waveform: Sine

Generator Level: -6.000 dBV

Frequency: 10.0000 kHz

Level (7/11/2014 2:07:45 PM)

Front Left -89.772 dBV

Front Right -89.335 dBV

Sequence Report



Unbalanced in to unbalanced out reference Stereo : THD

Waveform: Sine
Generator Level: -20.000 dBV
Frequency: 1.00000 kHz
Weighting Filter: A-wt.
Filter Tune Mode: Measured Frequency
THD Ratio (7/11/2014 2:07:46 PM)
Front Left 0.000574 %
Front Right 0.000677 %

Unbalanced in to unbalanced out reference Stereo : IMD (SMPTE)

IMD Type: SMPTE
Waveform: IMD
Generator Level: -20.000 dBV
Frequency 1: 60.0000 Hz
Frequency 2: 7.00000 kHz
Frequency Ratio: 4:1
IMD Split: False
SMPTE Ratio (7/11/2014 2:07:47 PM)
Front Left 0.004577 %
Front Right 0.004512 %

Unbalanced in to unbalanced out reference Stereo : SNR

Waveform: Sine
Generator Level: +6.000 dBV
Frequency: 1.00000 kHz
Weighting Filter: A-wt.
Signal to Noise Ratio (7/11/2014 2:07:48 PM)
Front Left 114.496 dB
Front Right 114.474 dB

Sequence Report



Unbalanced in to unbalanced out reference Stereo : Impulse Response

Generator Level: -20.000 dBV

EQ: None

Start Frequency: 5.00000 Hz

Stop Frequency: 80.1000 kHz

Sweep: 350.0 ms

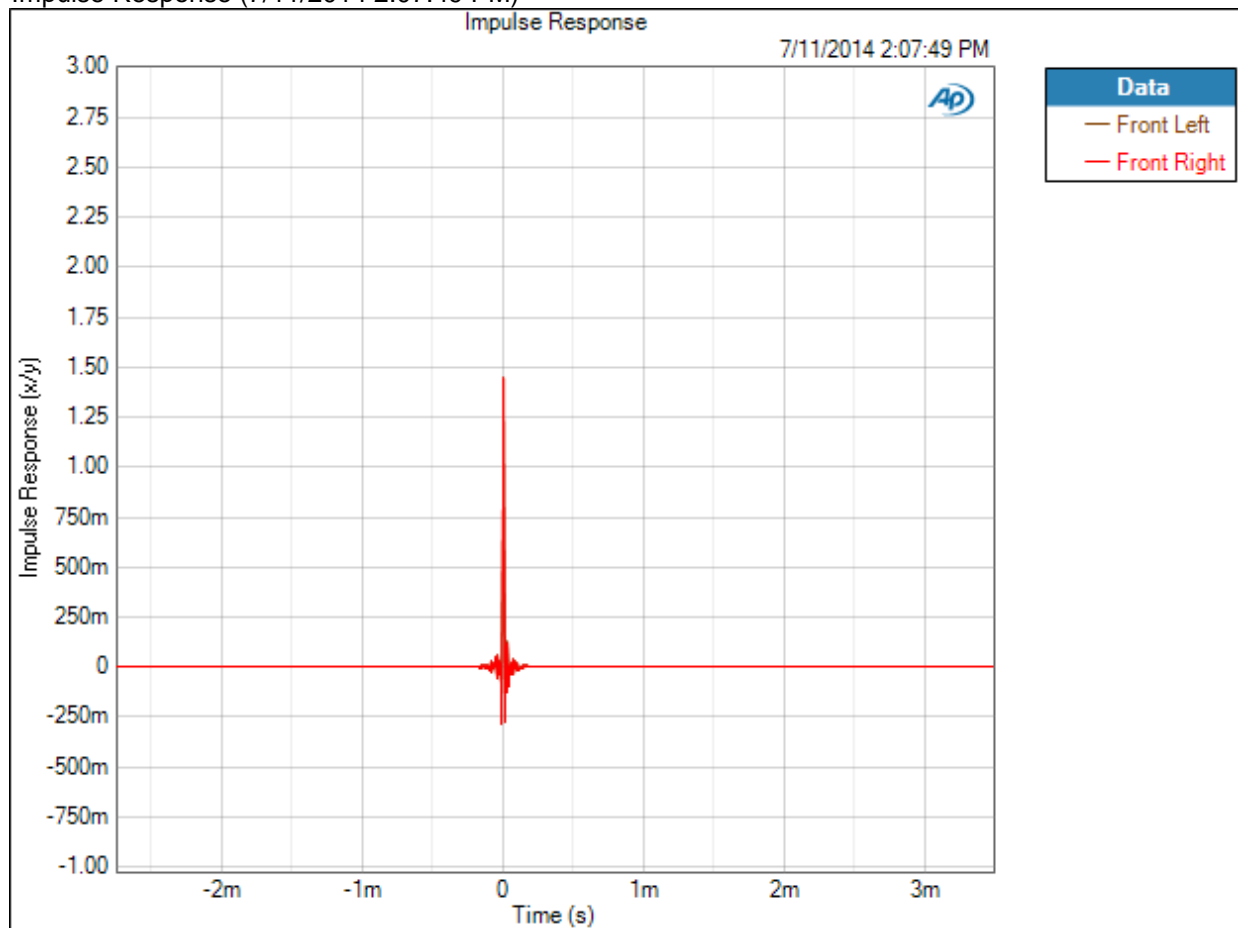
Pre-Sweep: 100.0 ms

Extend Acquisition By: 50.00 ms

Crosstalk Type: None

Measured 1 7/11/2014 2:07:49 PM

Impulse Response (7/11/2014 2:07:49 PM)



Impulse Response Parameters

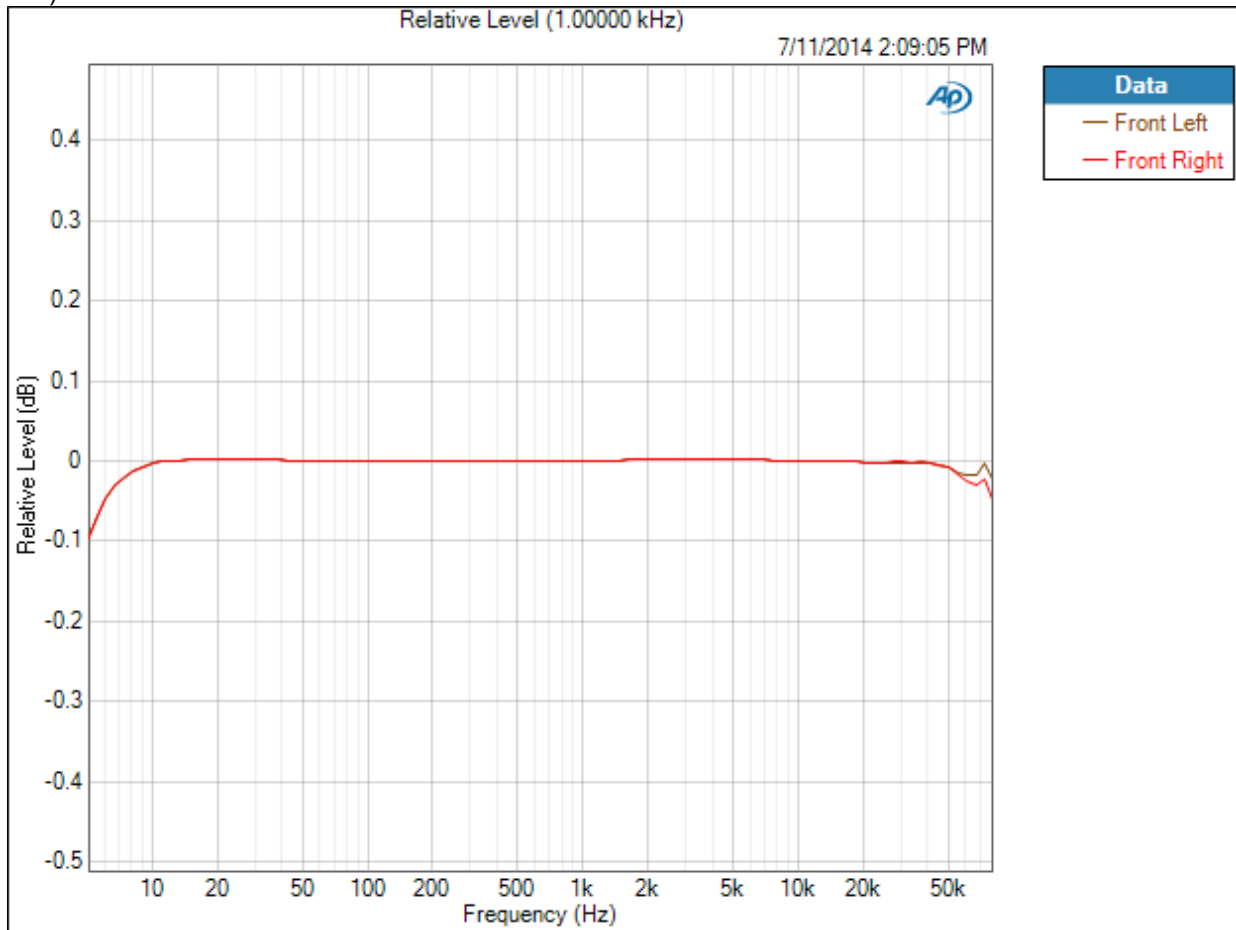
Interpolated: On

Sequence Report



Unbalanced in to unbalanced out reference Stereo : Frequency Sweeps

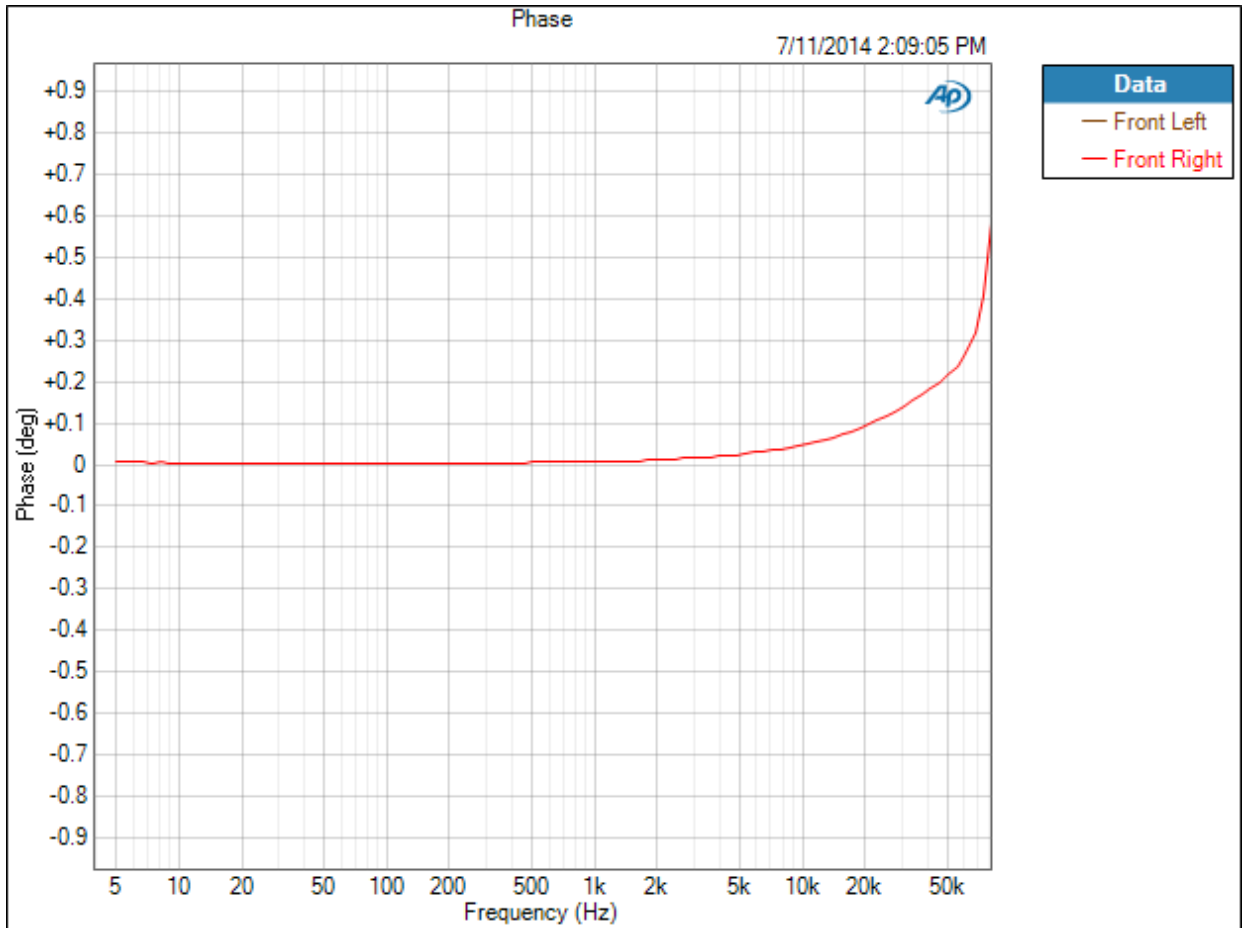
Generator Level: -20.000 dBV
EQ: None
Start Frequency: 80.1000 kHz
Stop Frequency: 5.00000 Hz
Step Type: Logarithmic
Number of Points: 100
Phase Ref Channel: Front Left
Measured 1 7/11/2014 2:09:05 PM
Relative Level (1.00000 kHz) (7/11/2014 2:09:05 PM)



Relative Level (1.00000 kHz) Parameters
Mode: Normalized at Reference
Ref Frequency: 1.00000 kHz

Phase (7/11/2014 2:09:05 PM)

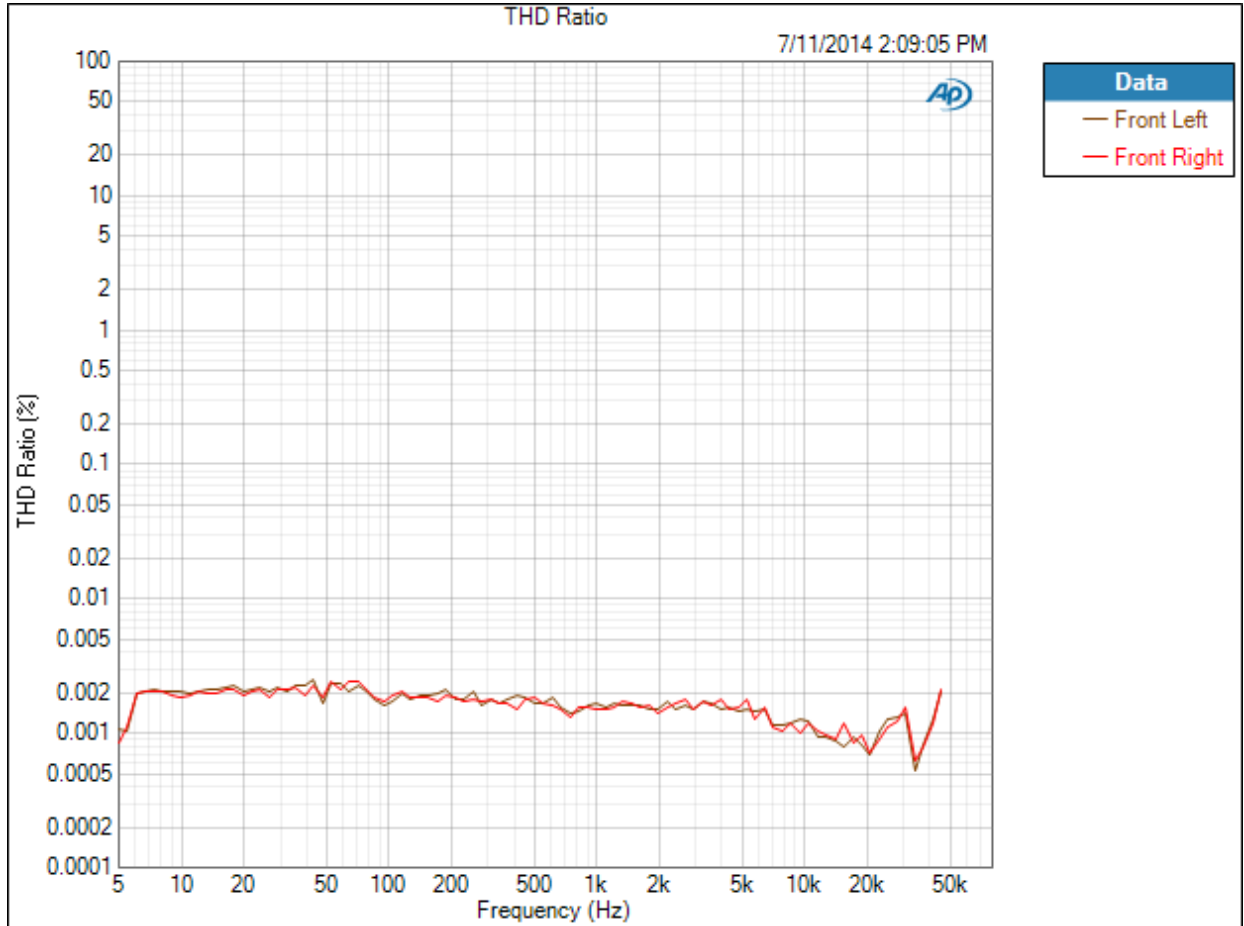
7/11/2014 2:28 PM



Sequence Report



THD Ratio (7/11/2014 2:09:05 PM)



Sequence Report



Unbalanced in to unbalanced out reference Stereo : Level Sweep

Waveform: Sine

Generator Level: 100.0 mVrms

Frequency: 1.00000 kHz

Start Level: -60.000 dBV

Stop Level: +12.000 dBV

Number of Points: 37

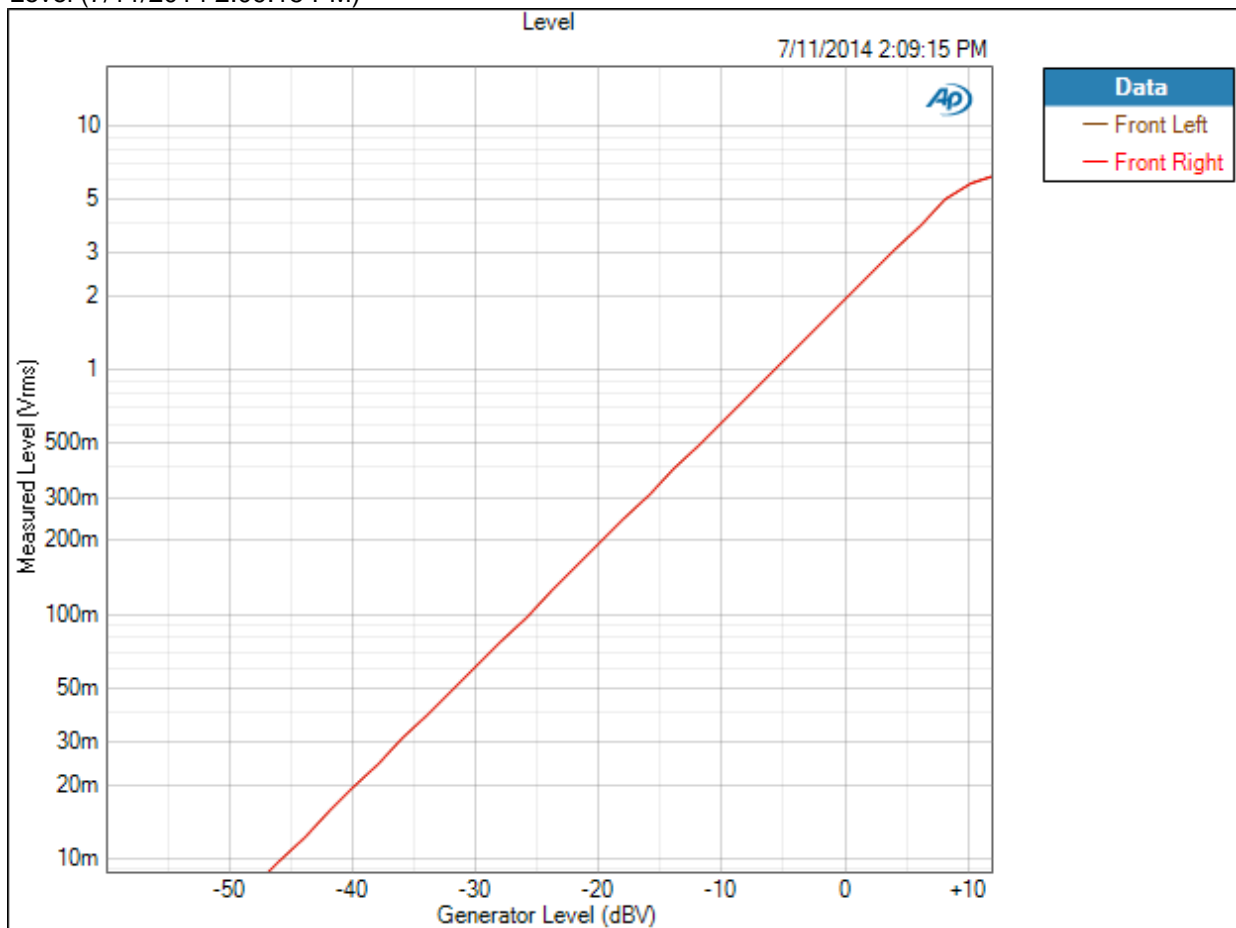
Step Increment: +2.000 dBV

Weighting Filter: A-wt.

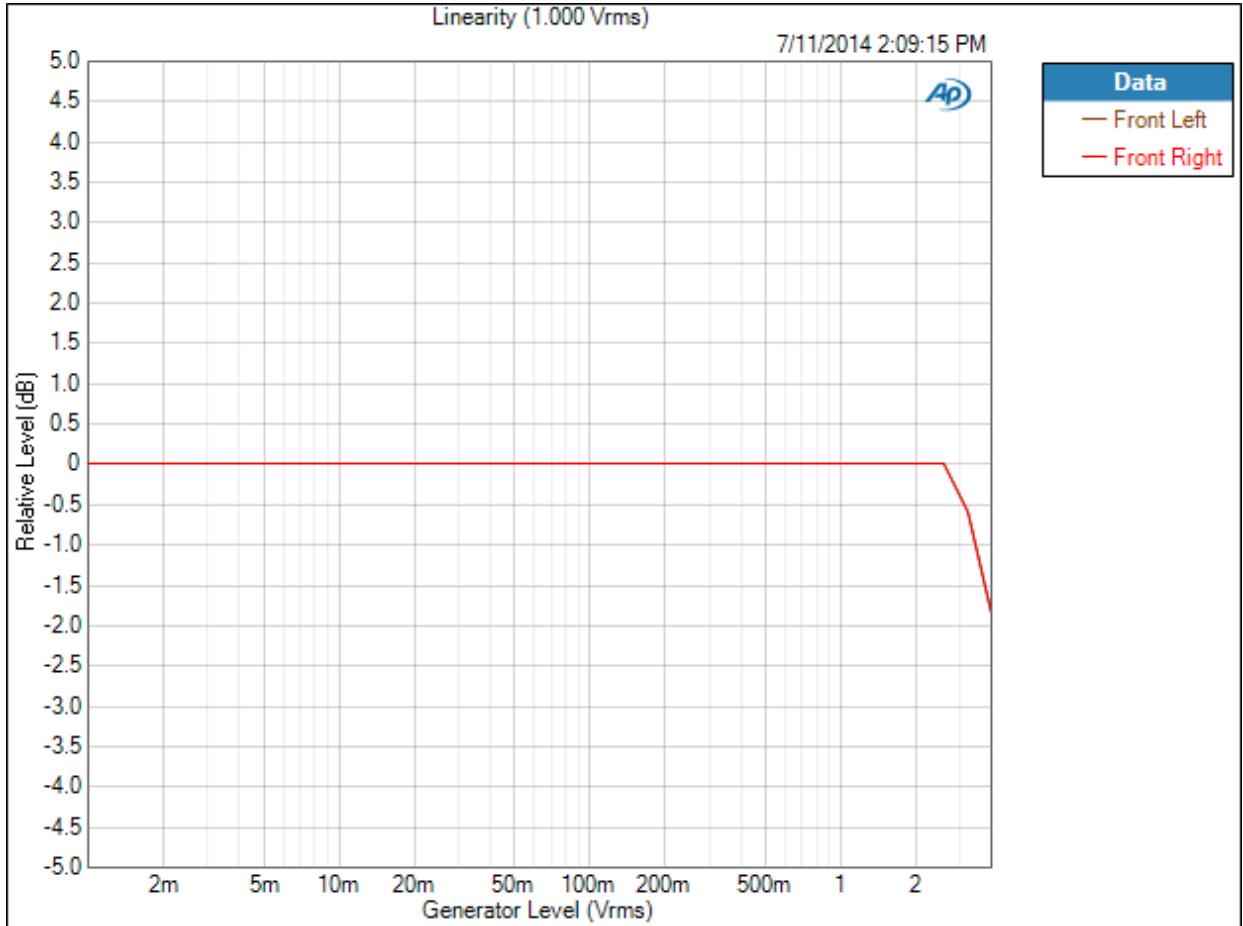
Filter Tune Mode: Generator Frequency

Measured 1 7/11/2014 2:09:15 PM

Level (7/11/2014 2:09:15 PM)

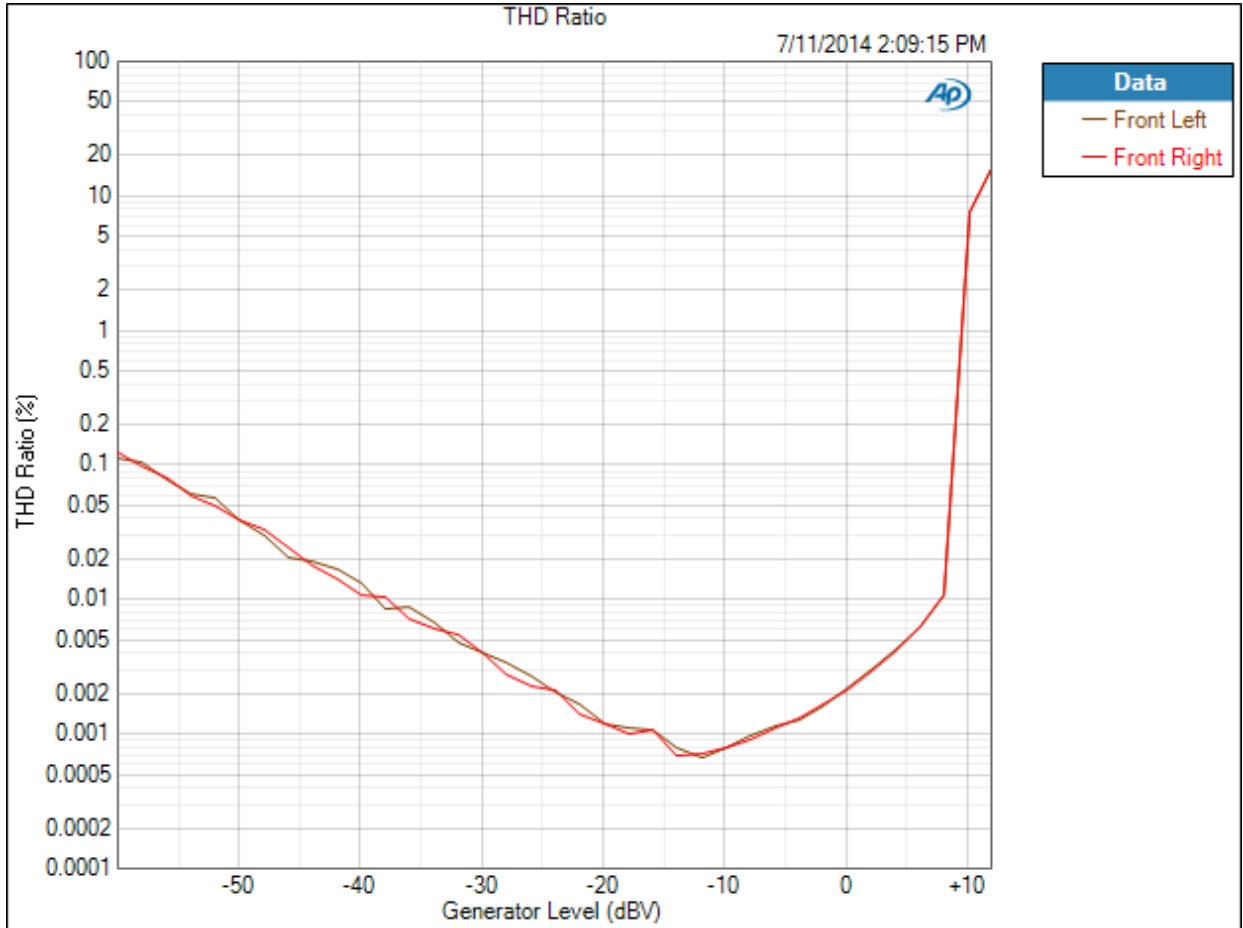


Linearity (1.000 Vrms) (7/11/2014 2:09:15 PM)



Linearity (1.000 Vrms) Parameters
Mode: Normalized at Reference
Relative Level: 1.000 Vrms

THD Ratio (7/11/2014 2:09:15 PM)



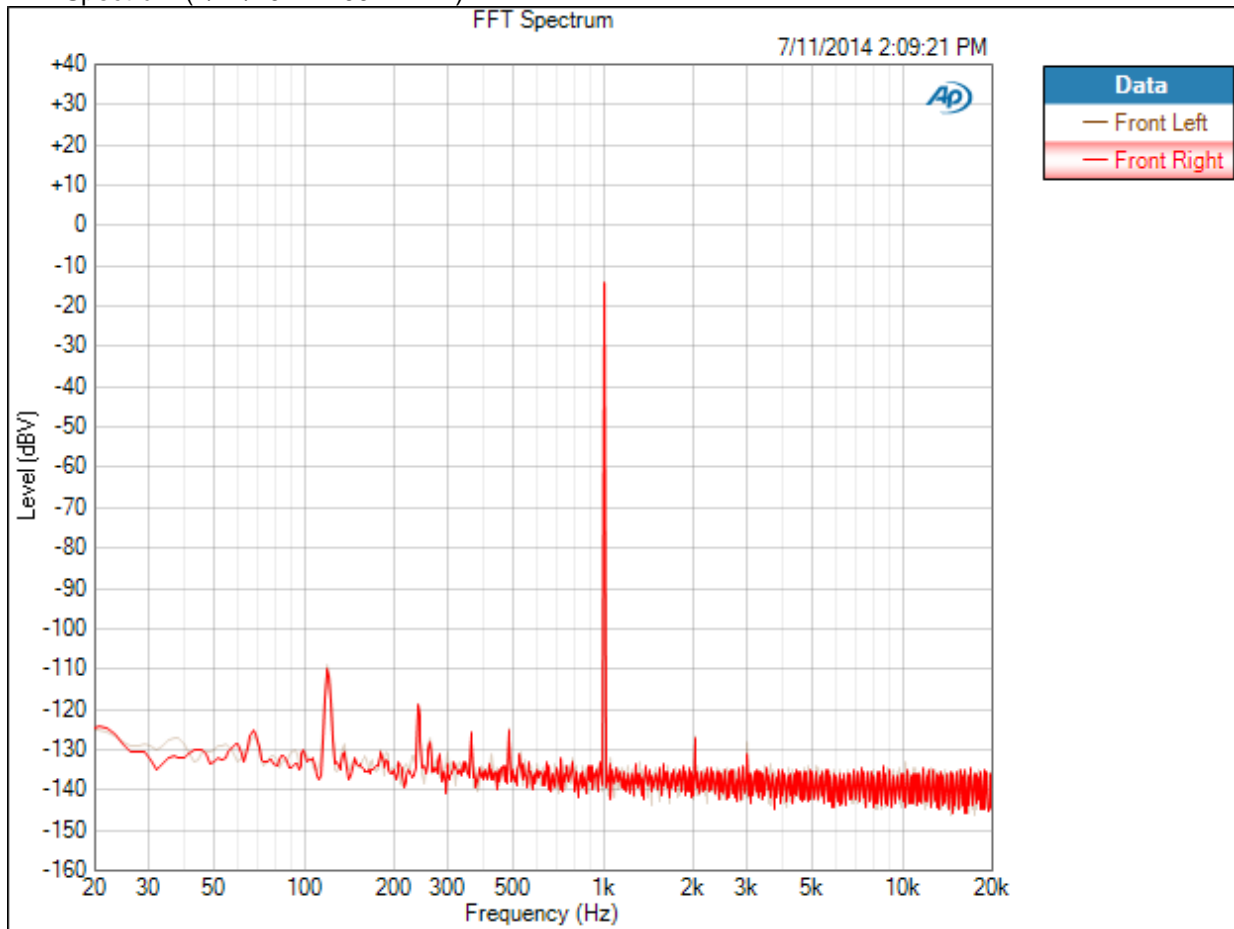
Sequence Report



Unbalanced in to unbalanced out reference Stereo : 1kHz spectrum

Waveform: Sine
Generator Level: -20.000 dBV
Frequency: 1.00000 kHz
Measured 1: 7/11/2014 2:09:21 PM
Acquisition Type: Auto
FFT Length: 128K
Averaging: Power
Averages: 8
Trigger: Free Run
Window: AP-Equiripple
Delay Time: 250.0 ms
Max Input Bandwidth: Use Signal Path

FFT Spectrum (7/11/2014 2:09:21 PM)



Sequence Report



ADC : Signal Path Setup

Output Connector:	Analog Balanced
Channels:	2
Source Impedance:	100 Ohm
Input Connector:	Analog Balanced
Channels:	2
Termination:	200 kOhm
Coupling:	AC
Max Input Bandwidth:	90 kHz
Device Delay:	0.000 s

Sequence Report



ADC : ADC Level
Waveform: Sine
Generator Level: +6.000 dBV
Frequency: 1.00000 kHz
Level (7/11/2014 2:09:53 PM)
Front Left +11.822 dBV
Front Right +11.829 dBV

ADC : Channel Separation
Waveform: Sine
Generator Level: -6.000 dBV
Frequency: 10.0000 kHz
Level (7/11/2014 2:09:54 PM)
Front Left -0.173 dBV
Front Right -86.125 dBV

ADC : ADC THD
Waveform: Sine
Generator Level: -6.000 dBV
Frequency: 1.00000 kHz
Weighting Filter: A-wt.
Filter Tune Mode: Measured Frequency
THD Ratio (7/11/2014 2:09:55 PM)
Front Left 0.000492 %
Front Right 0.000329 %

Sequence Report



ADC : IMD (SMPTE)

IMD Type: SMPTE
Waveform: IMD
Generator Level: -20.000 dBV
Frequency 1: 60.0000 Hz
Frequency 2: 7.00000 kHz
Frequency Ratio: 4:1
IMD Split: False
SMPTE Ratio (7/11/2014 2:09:56 PM)
Front Left 0.003113 %
Front Right 0.003082 %

ADC : ADC SNR

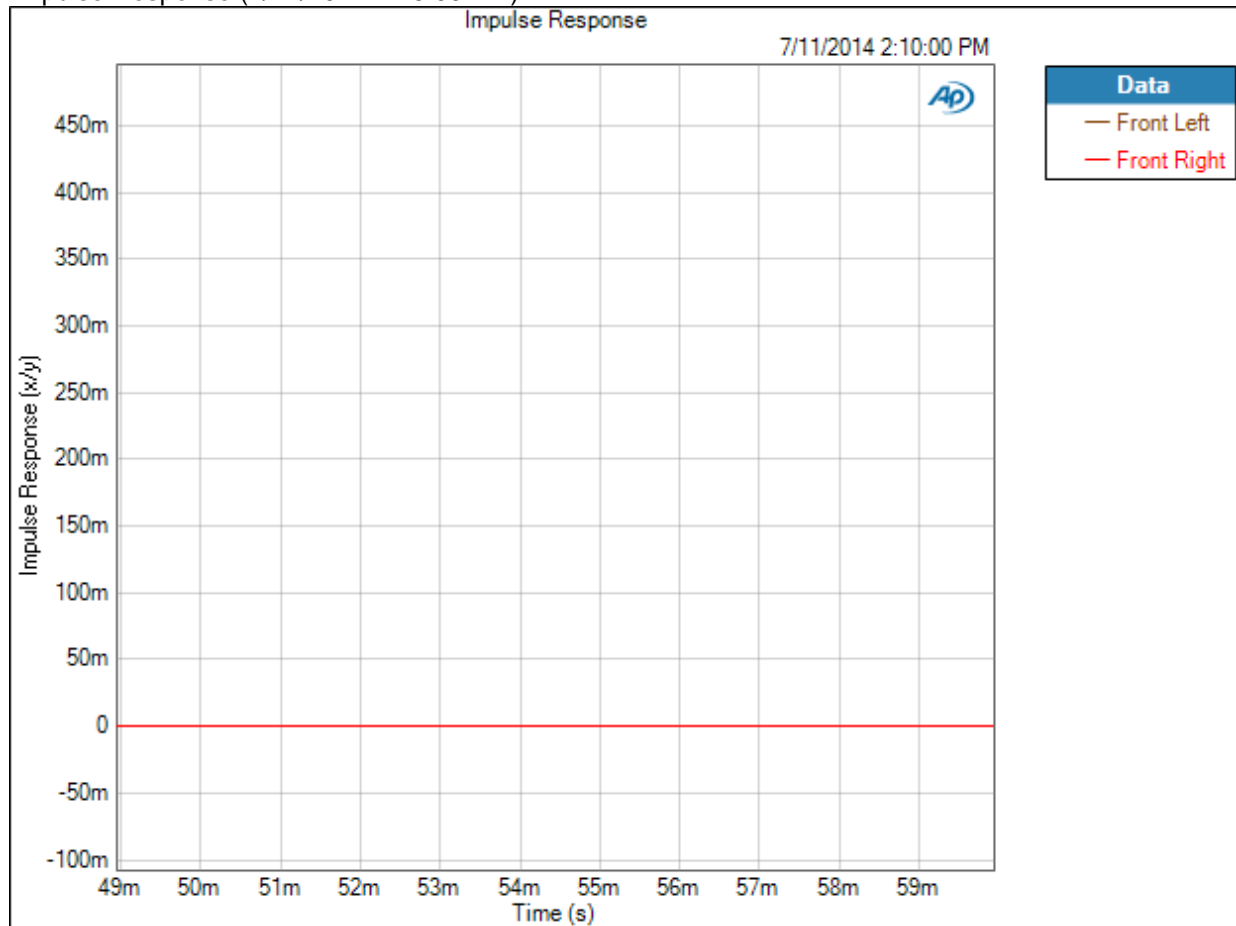
Waveform: Sine
Generator Level: +12.000 dBV
Frequency: 1.00000 kHz
Weighting Filter: A-wt.
Signal to Noise Ratio (7/11/2014 2:09:58 PM)
Front Left 123.747 dB
Front Right 123.892 dB

Sequence Report



ADC : Impulse Response
Generator Level: -14.000 dBV
EQ: None
Start Frequency: 5.00000 Hz
Stop Frequency: 25.0000 kHz
Sweep: 350.0 ms
Pre-Sweep: 100.0 ms
Extend Acquisition By: 50.00 ms
Crosstalk Type: None
Measured 1 7/11/2014 2:10:00 PM

Impulse Response (7/11/2014 2:10:00 PM)



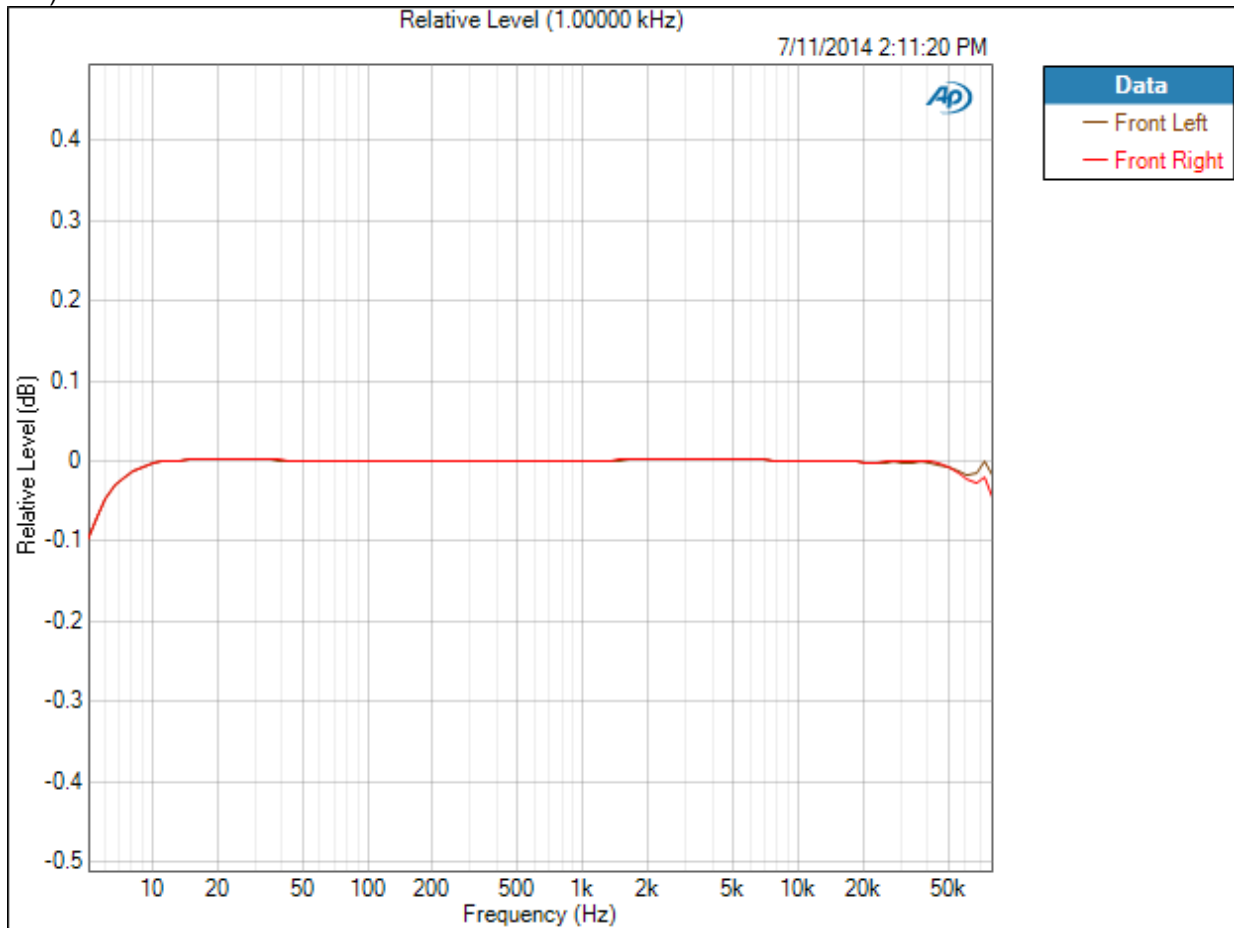
Impulse Response Parameters

Interpolated: On

Sequence Report



ADC : Frequency Sweeps
Generator Level: -20.000 dBV
EQ: None
Start Frequency: 80.1000 kHz
Stop Frequency: 5.00000 Hz
Step Type: Logarithmic
Number of Points: 100
Phase Ref Channel: Front Left
Measured 1 7/11/2014 2:11:20 PM
Relative Level (1.00000 kHz) (7/11/2014 2:11:20 PM)

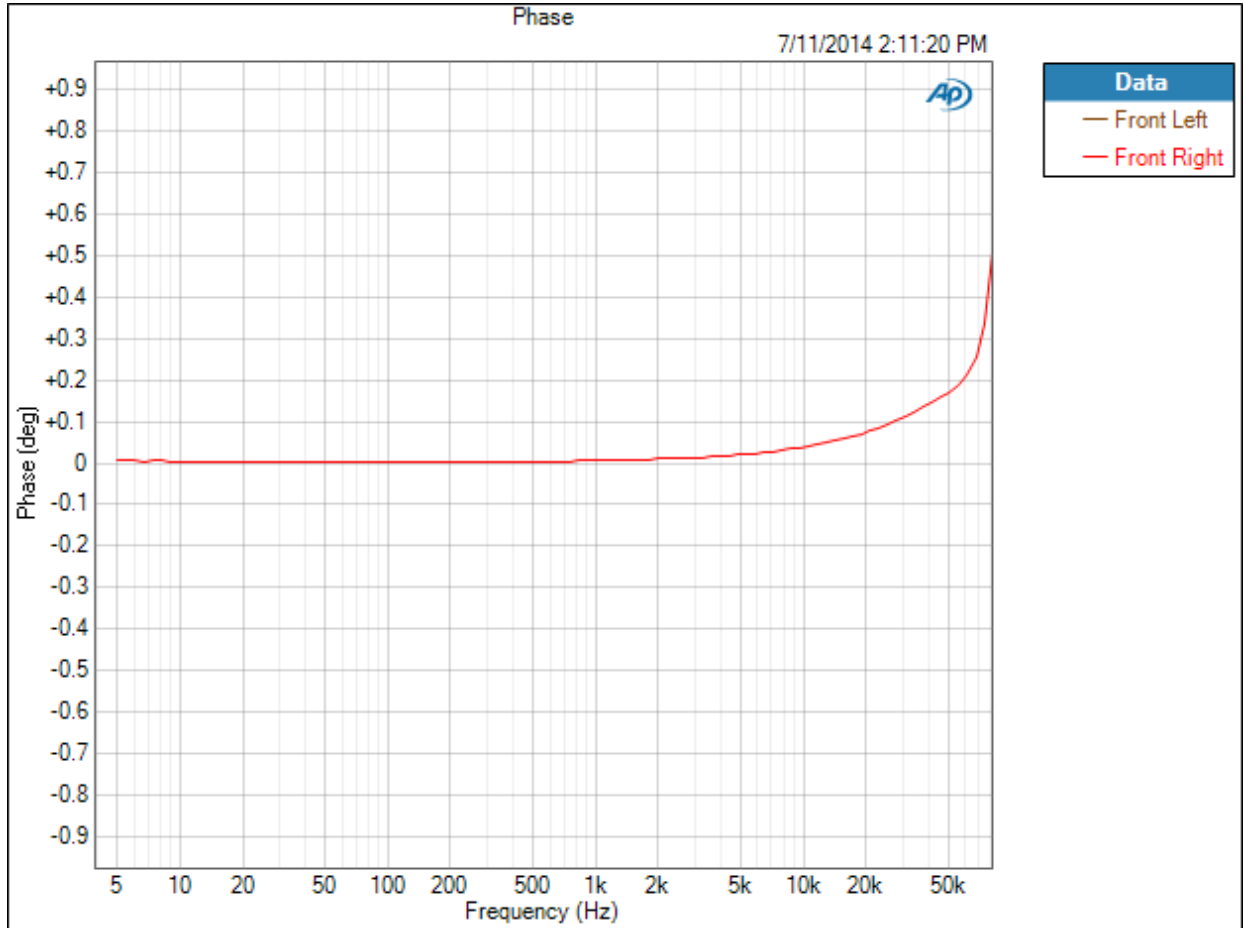


Relative Level (1.00000 kHz) Parameters
Mode: Normalized at Reference
Ref Frequency: 1.00000 kHz

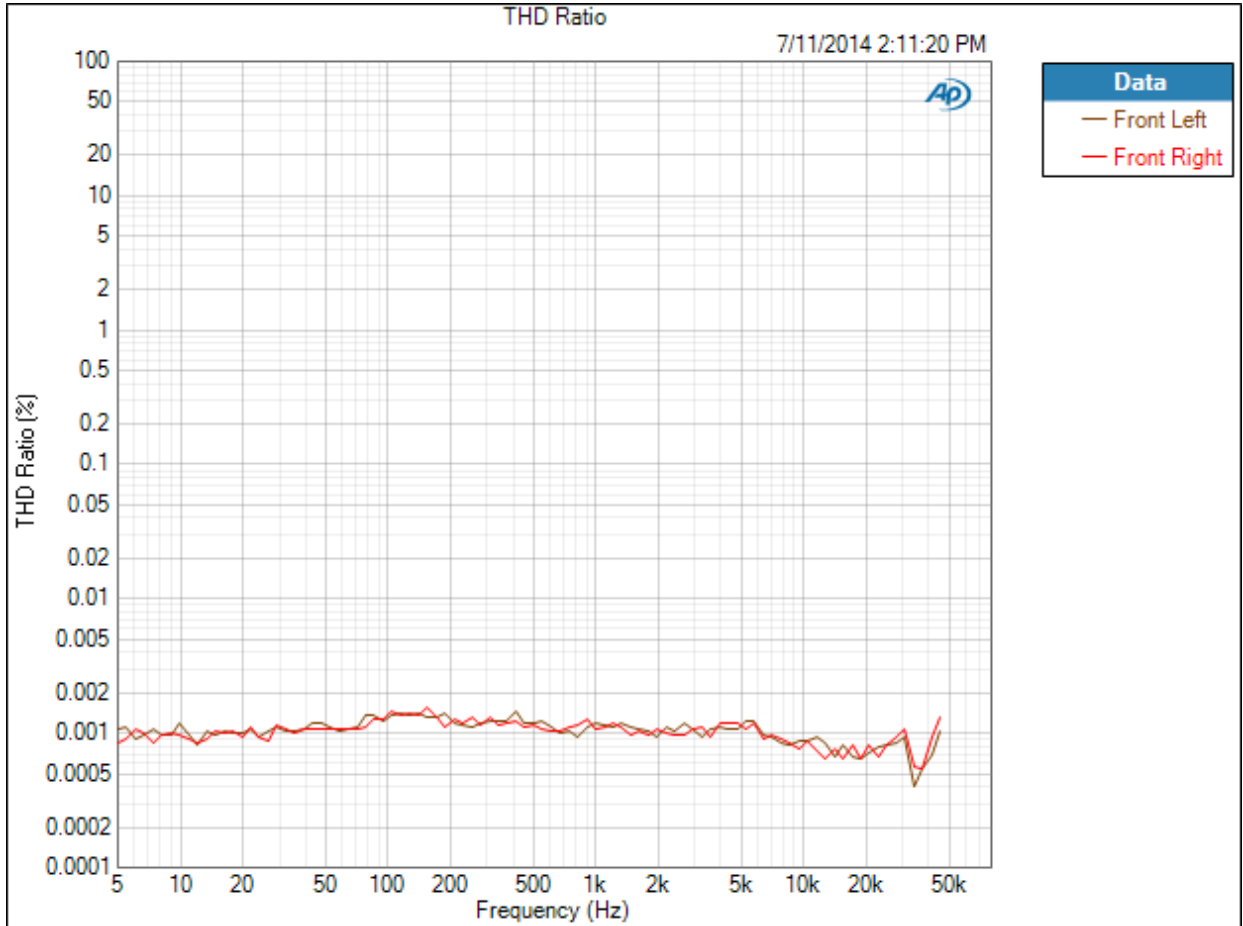
Sequence Report



Phase (7/11/2014 2:11:20 PM)



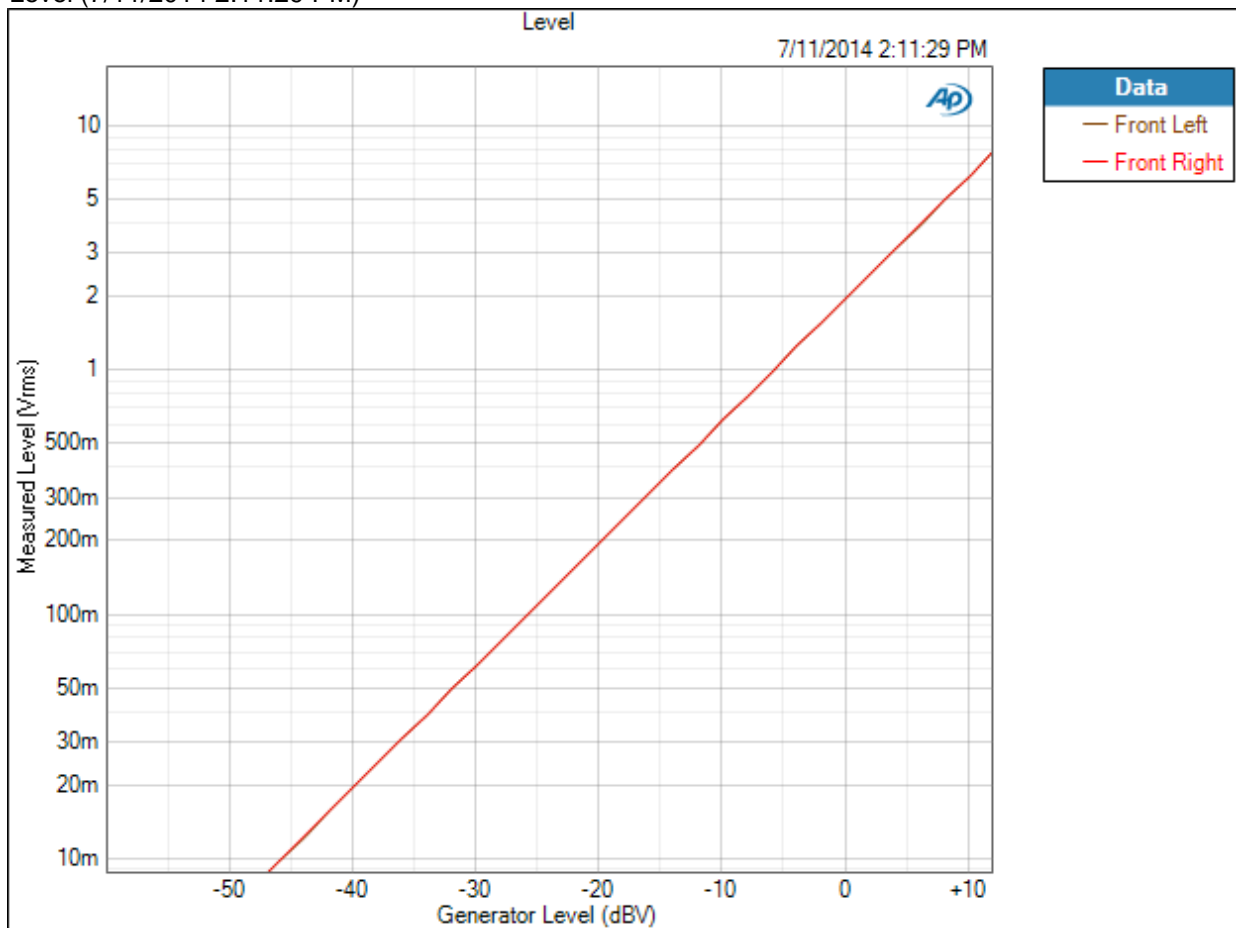
THD Ratio (7/11/2014 2:11:20 PM)



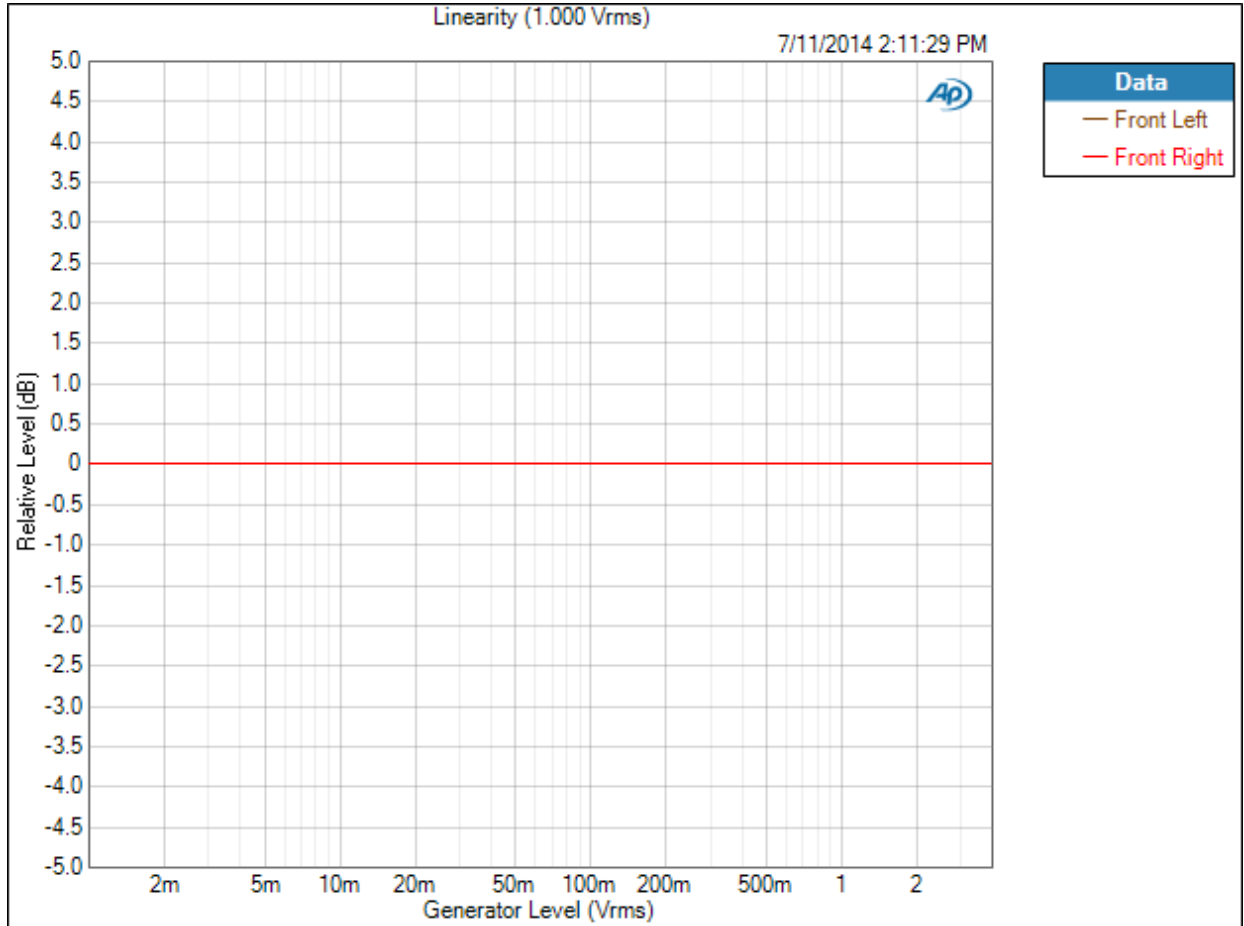
Sequence Report



ADC : Level Sweep
Waveform: Sine
Generator Level: 100.0 mVrms
Frequency: 1.00000 kHz
Start Level: -60.000 dBV
Stop Level: +12.000 dBV
Number of Points: 37
Step Increment: +2.000 dBV
Weighting Filter: A-wt.
Filter Tune Mode: Generator Frequency
Measured 1 7/11/2014 2:11:29 PM
Level (7/11/2014 2:11:29 PM)

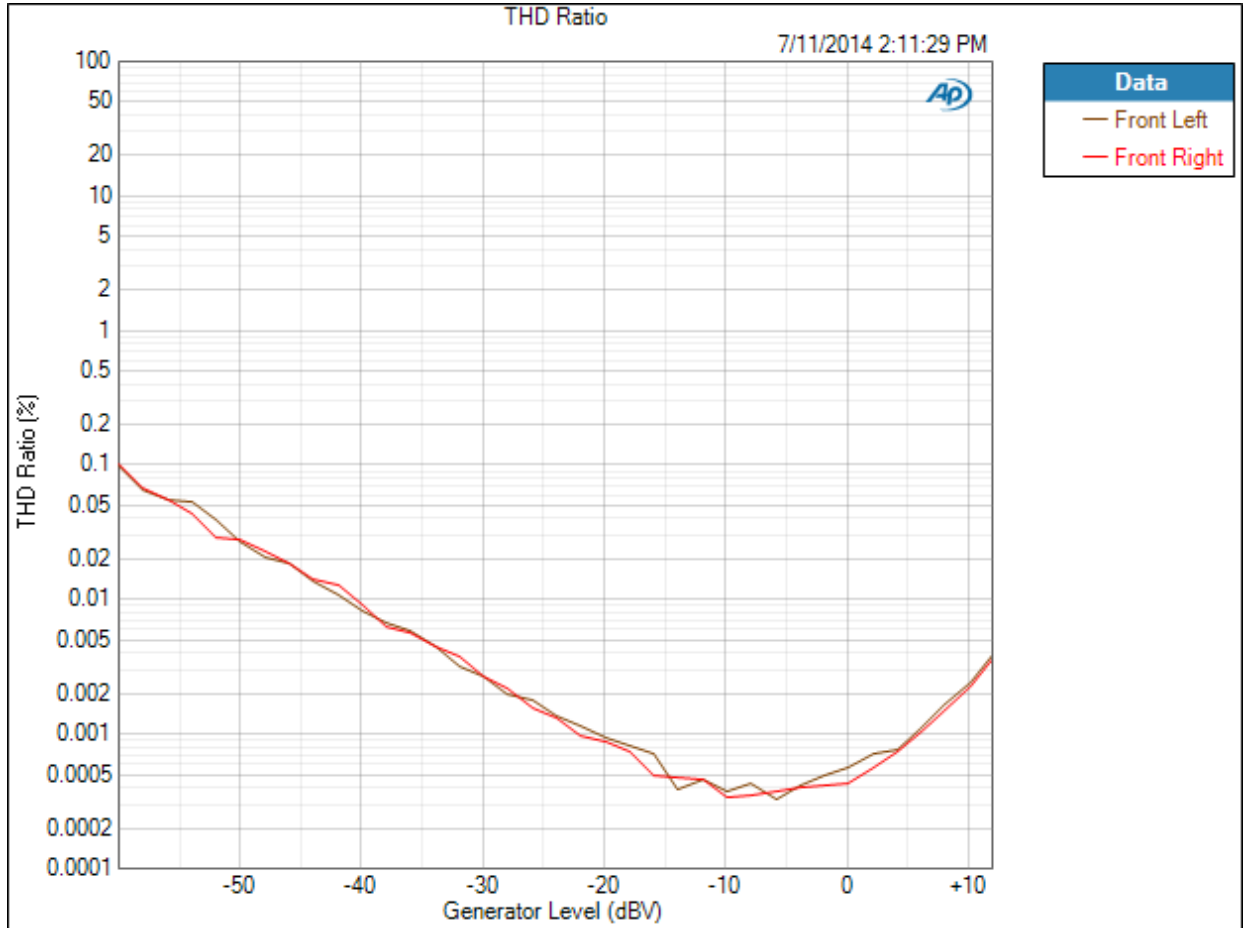


Linearity (1.000 Vrms) (7/11/2014 2:11:29 PM)



Linearity (1.000 Vrms) Parameters
Mode: Normalized at Reference
Relative Level: 1.000 Vrms

THD Ratio (7/11/2014 2:11:29 PM)

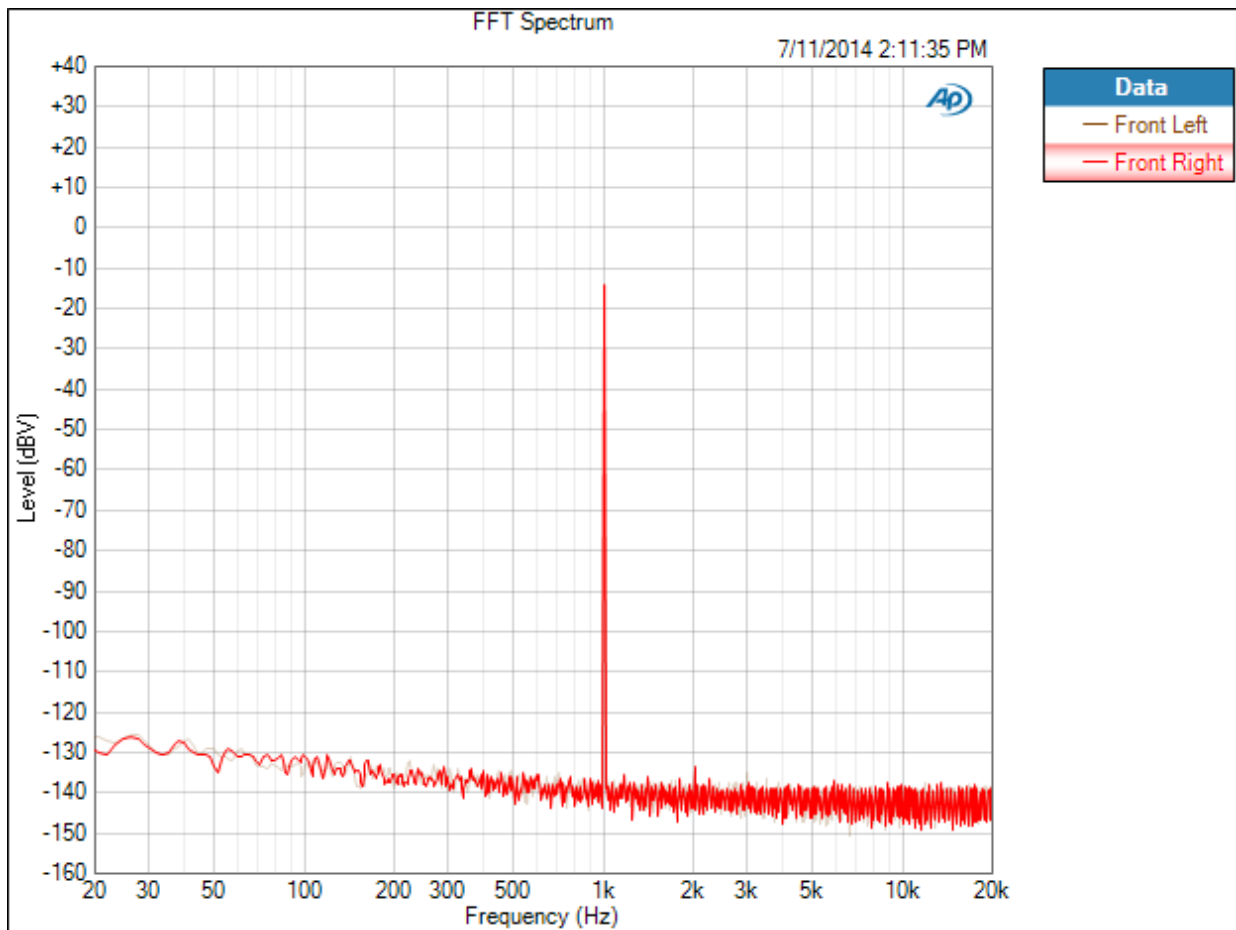


Sequence Report



ADC : 1kHz spectrum

Waveform: Sine
Generator Level: -20.000 dBV
Frequency: 1.00000 kHz
Measured 1: 7/11/2014 2:11:35 PM
Acquisition Type: Auto
FFT Length: 128K
Averaging: Power
Averages: 8
Trigger: Free Run
Window: AP-Equiripple
Delay Time: 250.0 ms
Max Input Bandwidth: Use Signal Path
FFT Spectrum (7/11/2014 2:11:35 PM)



Sequence Report



Analog 7.1 Input to Balanced out : Signal Path Setup

Output Connector: Analog Unbalanced
Channels: 8
Source Impedance: 50 Ohm
Input Connector: Analog Balanced
Channels: 8
Termination: 200 kOhm
Coupling: AC
Max Input Bandwidth: 90 kHz
Device Delay: 0.000 s

Analog 7.1 Input to Balanced out : Analog 7.1 Level

Waveform: Sine
Generator Level: +0.000 dBV
Frequency: 1.00000 kHz
Level (7/11/2014 2:12:18 PM)
Front Left +11.742 dBV
Front Right +11.754 dBV
Subwoofer +21.295 dBV
Center +11.391 dBV
Surround Left +11.462 dBV
Surround Right +11.444 dBV
Back Left +11.445 dBV
Back Right +11.471 dBV

Analog 7.1 Input to Balanced out : Crosstalk

Waveform: Sine
Generator Level: -11.000 dBV
Frequency: 10.0000 kHz
Level (7/11/2014 2:12:19 PM)
Front Left -76.401 dBV
Front Right +0.757 dBV
Subwoofer +10.299 dBV
Center +0.394 dBV
Surround Left +0.470 dBV
Surround Right +0.446 dBV
Back Left +0.449 dBV
Back Right +0.475 dBV

Sequence Report



Analog 7.1 Input to Balanced out : Analog 7.1 THD

Waveform: Sine
Generator Level: -20.000 dBV
Frequency: 1.00000 kHz
Weighting Filter: A-wt.
Filter Tune Mode: Measured Frequency

THD Ratio (7/11/2014 2:12:21 PM)

Front Left	0.000665 %
Front Right	0.000789 %
Subwoofer	0.000422 %
Center	0.000420 %
Surround Left	0.000367 %
Surround Right	0.000414 %
Back Left	0.000456 %
Back Right	0.000390 %

Analog 7.1 Input to Balanced out : IMD (SMPTE)

IMD Type: SMPTE
Waveform: IMD
Generator Level: -20.000 dBV
Frequency 1: 60.0000 Hz
Frequency 2: 7.00000 kHz
Frequency Ratio: 4:1
IMD Split: False

SMPTE Ratio (7/11/2014 2:12:22 PM)

Front Left	0.005877 %
Front Right	0.004909 %
Subwoofer	0.002843 %
Center	0.002505 %
Surround Left	0.002394 %
Surround Right	0.002714 %
Back Left	0.002799 %
Back Right	0.003042 %

Sequence Report



Analog 7.1 Input to Balanced out : Analog 7.1 SNR

Waveform: Sine

Generator Level: +6.000 dBV

Frequency: 1.00000 kHz

Weighting Filter: A-wt.

Signal to Noise Ratio (7/11/2014 2:12:23 PM)

Front Left 113.417 dB

Front Right 113.369 dB

Subwoofer 113.791 dB

Center 114.635 dB

Surround Left 114.898 dB

Surround Right 114.732 dB

Back Left 114.983 dB

Back Right 114.892 dB

Sequence Report



Analog 7.1 Input to Balanced out : Impulse Response

Generator Level: -20.000 dBV

EQ: None

Start Frequency: 5.00000 Hz

Stop Frequency: 80.1000 kHz

Sweep: 350.0 ms

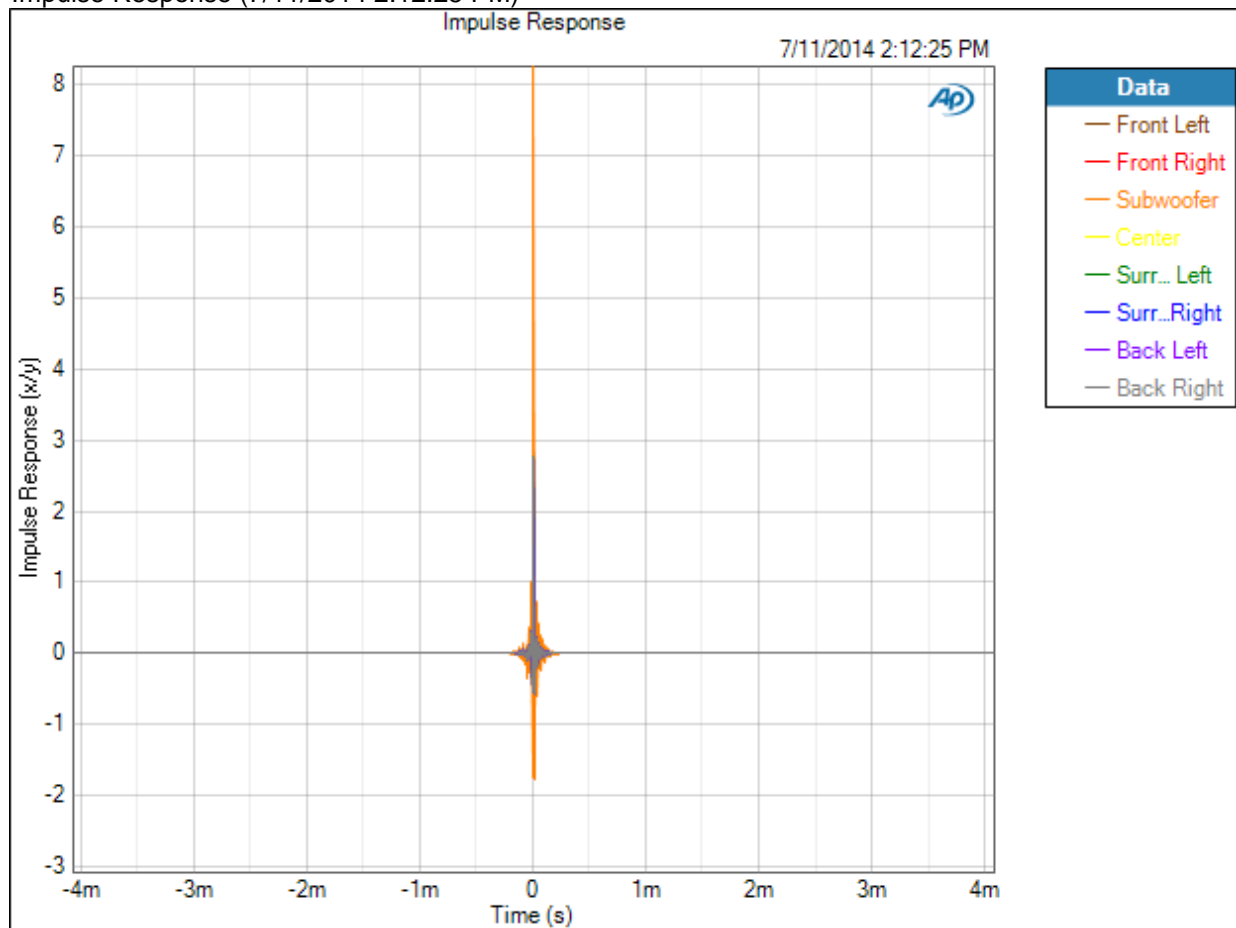
Pre-Sweep: 100.0 ms

Extend Acquisition By: 50.00 ms

Crosstalk Type: None

Measured 1 7/11/2014 2:12:25 PM

Impulse Response (7/11/2014 2:12:25 PM)



Impulse Response Parameters

Interpolated: On

Sequence Report



Analog 7.1 Input to Balanced out : Frequency Sweeps

Generator Level: -20.000 dBV

EQ: None

Start Frequency: 80.1000 kHz

Stop Frequency: 5.00000 Hz

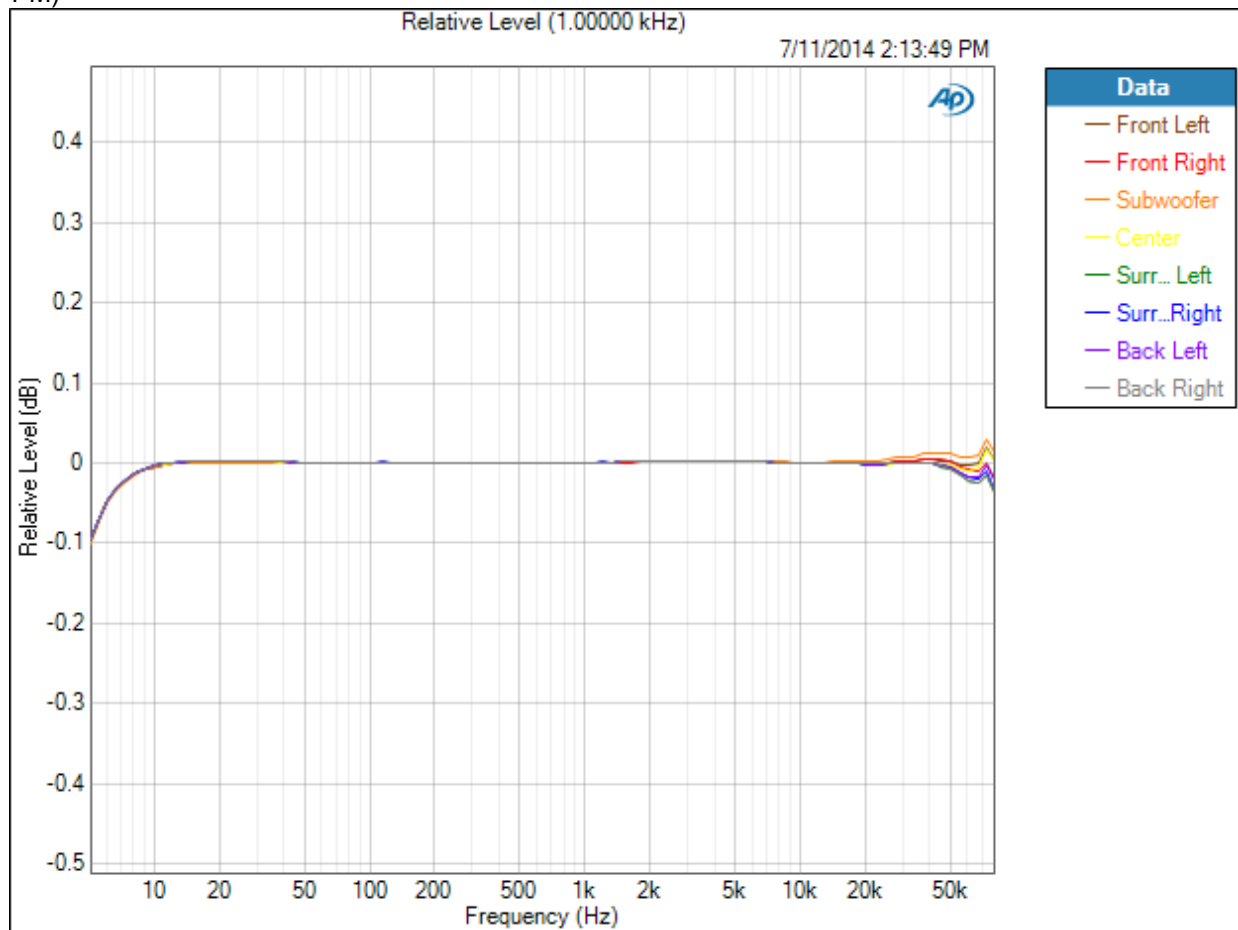
Step Type: Logarithmic

Number of Points: 100

Phase Ref Channel: Front Left

Measured 1 7/11/2014 2:13:49 PM

Relative Level (1.00000 kHz) (7/11/2014 2:13:49 PM)



Relative Level (1.00000 kHz) Parameters

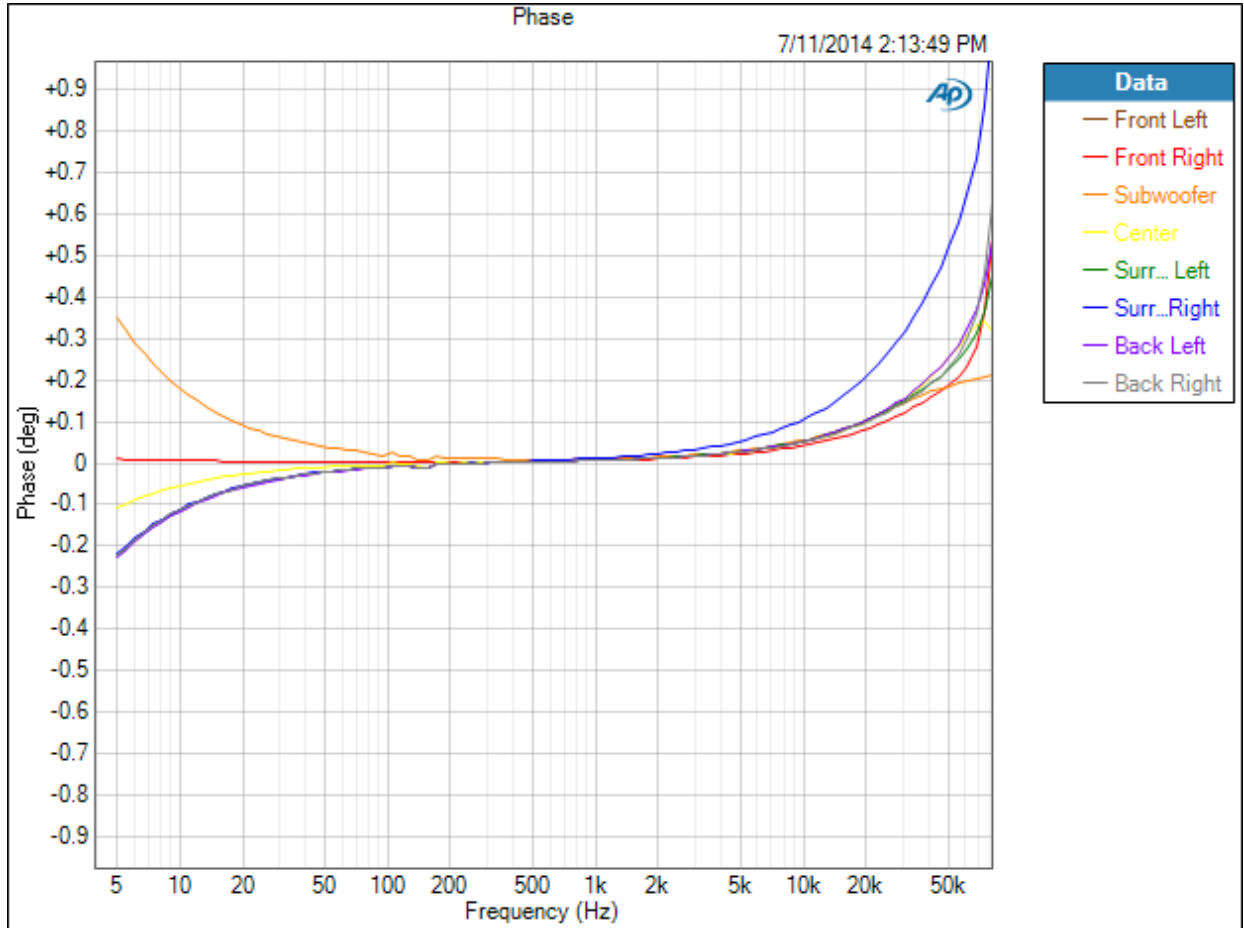
Mode: Normalized at Reference

Ref Frequency: 1.00000 kHz

Sequence Report



Phase (7/11/2014 2:13:49 PM)



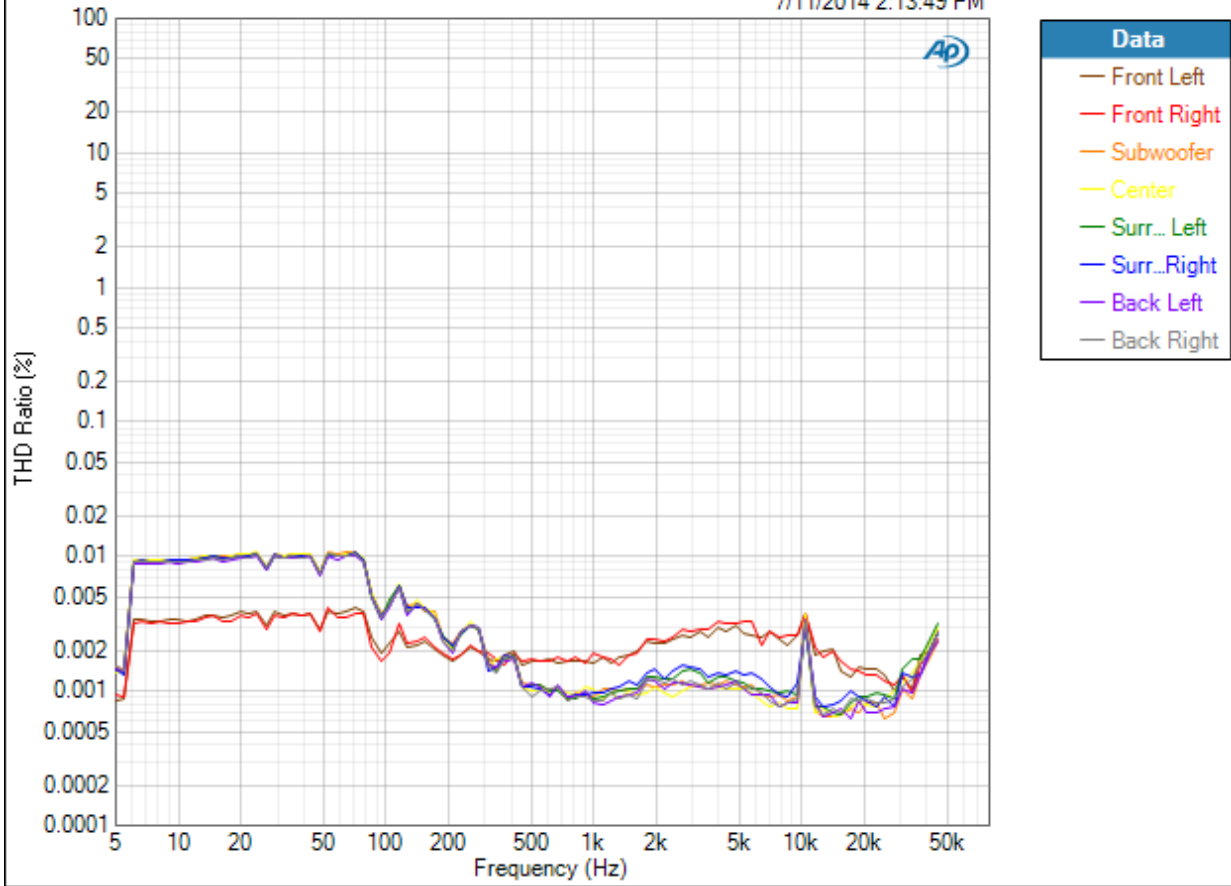
THD Ratio (7/11/2014 2:13:49 PM)

Sequence Report

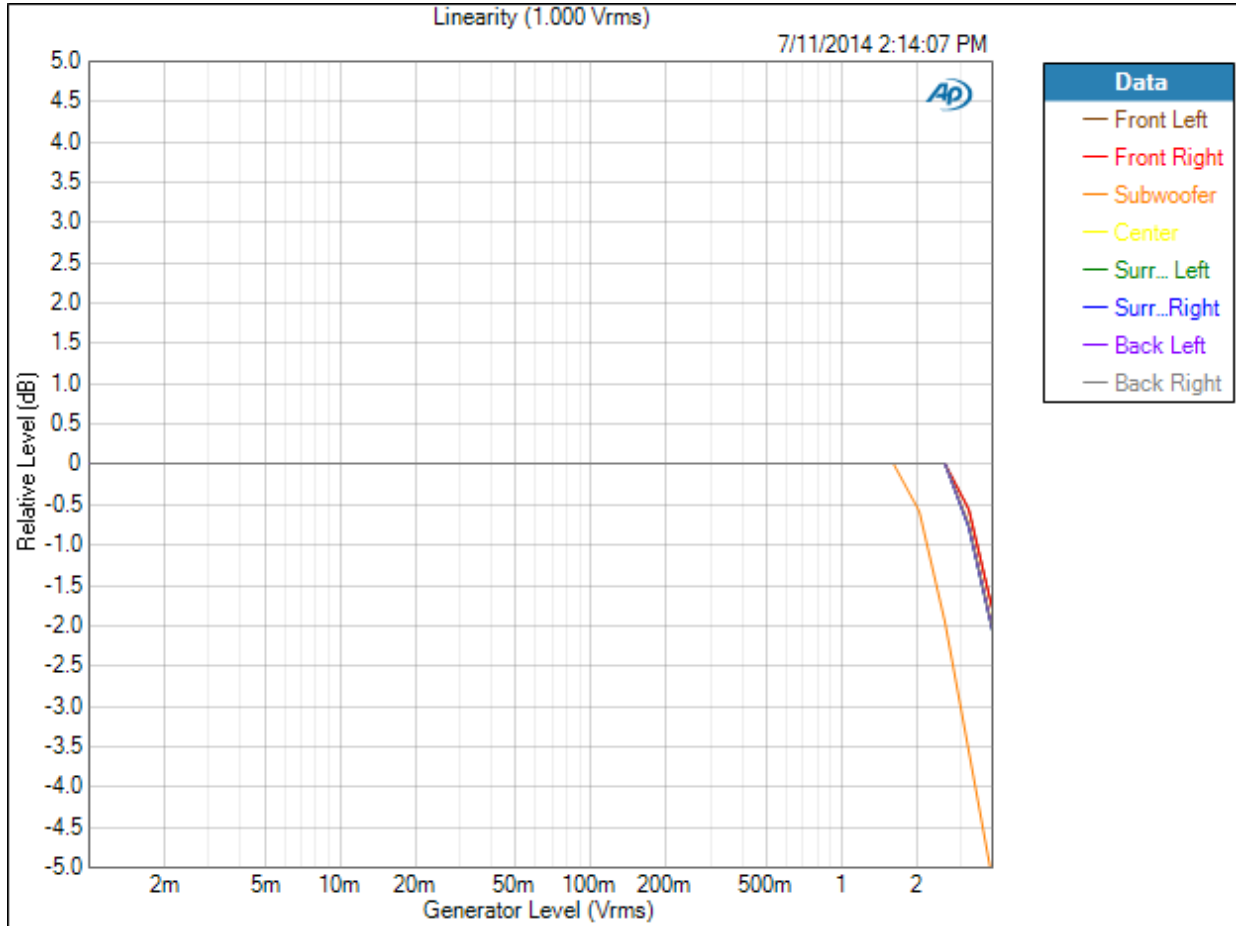


THD Ratio

7/11/2014 2:13:49 PM

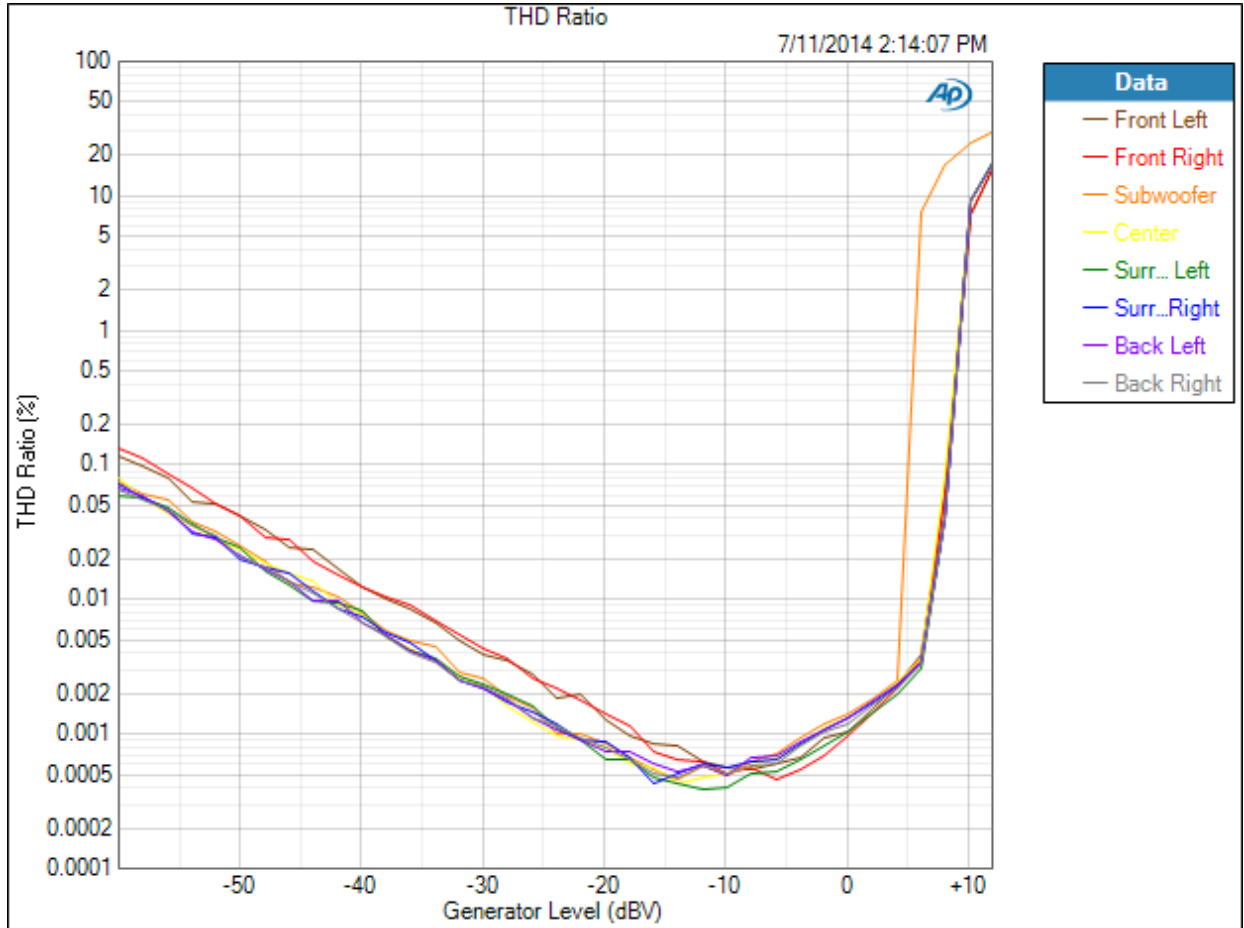


Linearity (1.000 Vrms) (7/11/2014 2:14:07 PM)



Linearity (1.000 Vrms) Parameters
Mode: Normalized at Reference
Relative Level: 1.000 Vrms

THD Ratio (7/11/2014 2:14:07 PM)



Sequence Report



Main DACs HDMI PCM 7.1 : Main DAC Level

Waveform: Sine
Generator Level: -0.000 dBFS
Frequency: 40.0000 Hz
Level (7/11/2014 2:14:36 PM)
Front Left +11.653 dBV
Front Right +11.658 dBV
Left Subwoofer +20.871 dBV
Center +11.311 dBV
Surround Left +11.363 dBV
Surround Right +11.339 dBV
Back Left +11.186 dBV
Back Right +11.217 dBV

Main DACs HDMI PCM 7.1 : Crosstalk

Waveform: Sine
Generator Level: -11.000 dBFS
Frequency: 10.0000 kHz
Level (7/11/2014 2:14:38 PM)
Front Left -86.415 dBV
Front Right +0.652 dBV
Left Subwoofer -68.533 dBV
Center +0.306 dBV
Surround Left +0.360 dBV
Surround Right +0.334 dBV
Back Left +0.180 dBV
Back Right +0.212 dBV

Sequence Report



Main DACs HDMI PCM 7.1 : Main DAC THD

Waveform: Sine

Generator Level: -6.000 dBFS

Frequency: 40.0000 Hz

Weighting Filter: A-wt.

Filter Tune Mode: Measured Frequency

THD Ratio (7/11/2014 2:14:40 PM)

Channel	Lower Limit	Value	Upper Limit	
Front Left	----%	0.000114 %	0.002000 %	
Front Right	----%	0.000086 %	0.002000 %	
Left Subwoofer	----%	0.000249 %	0.004000 %	
Center	----%	0.000107 %	0.002000 %	
Surround Left	----%	0.000159 %	0.002000 %	
Surround Right	----%	0.000203 %	0.002000 %	
Back Left	----%	0.000141 %	0.002000 %	
Back Right	----%	0.000207 %	0.002000 %	

Result: PASSED

Main DACs HDMI PCM 7.1 : Main DAC SNR

Waveform: Sine

Generator Level: -0.000 dBFS

Frequency: 40.0000 Hz

Weighting Filter: A-wt.

Signal to Noise Ratio (7/11/2014 2:14:42 PM)

Front Left	112.519 dB
Front Right	112.813 dB
Left Subwoofer	102.997 dB
Center	111.226 dB
Surround Left	110.762 dB
Surround Right	110.383 dB
Back Left	110.694 dB
Back Right	110.274 dB

Sequence Report



Main DACs HDMI PCM 7.1 : Impulse response

Generator Level: -20.000 dBFS

EQ: None

Start Frequency: 5.00000 Hz

Stop Frequency: 96.0000 kHz

Sweep: 2.000 s

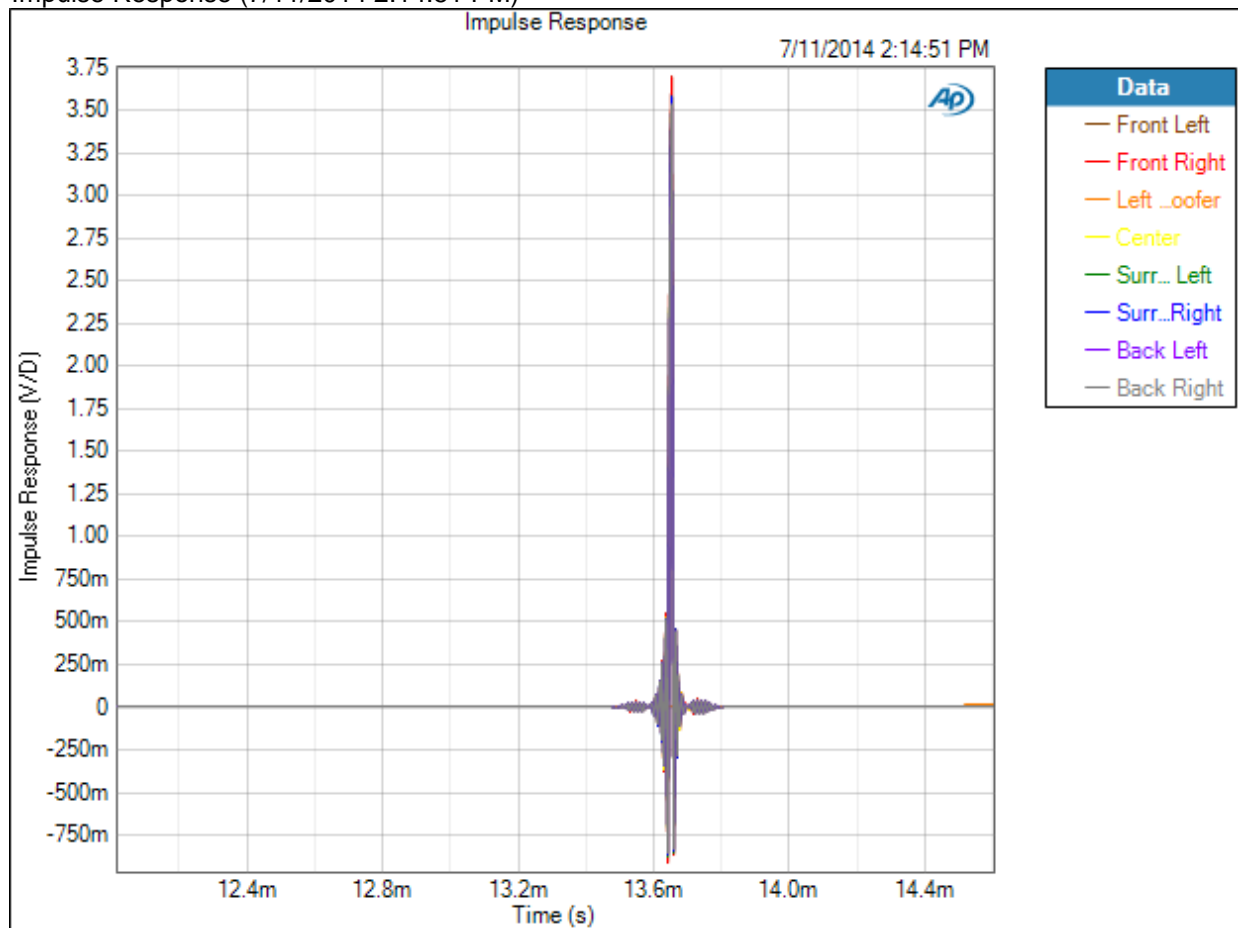
Pre-Sweep: 1.000 s

Extend Acquisition By: 50.00 ms

Crosstalk Type: None

Measured 1 7/11/2014 2:14:51 PM

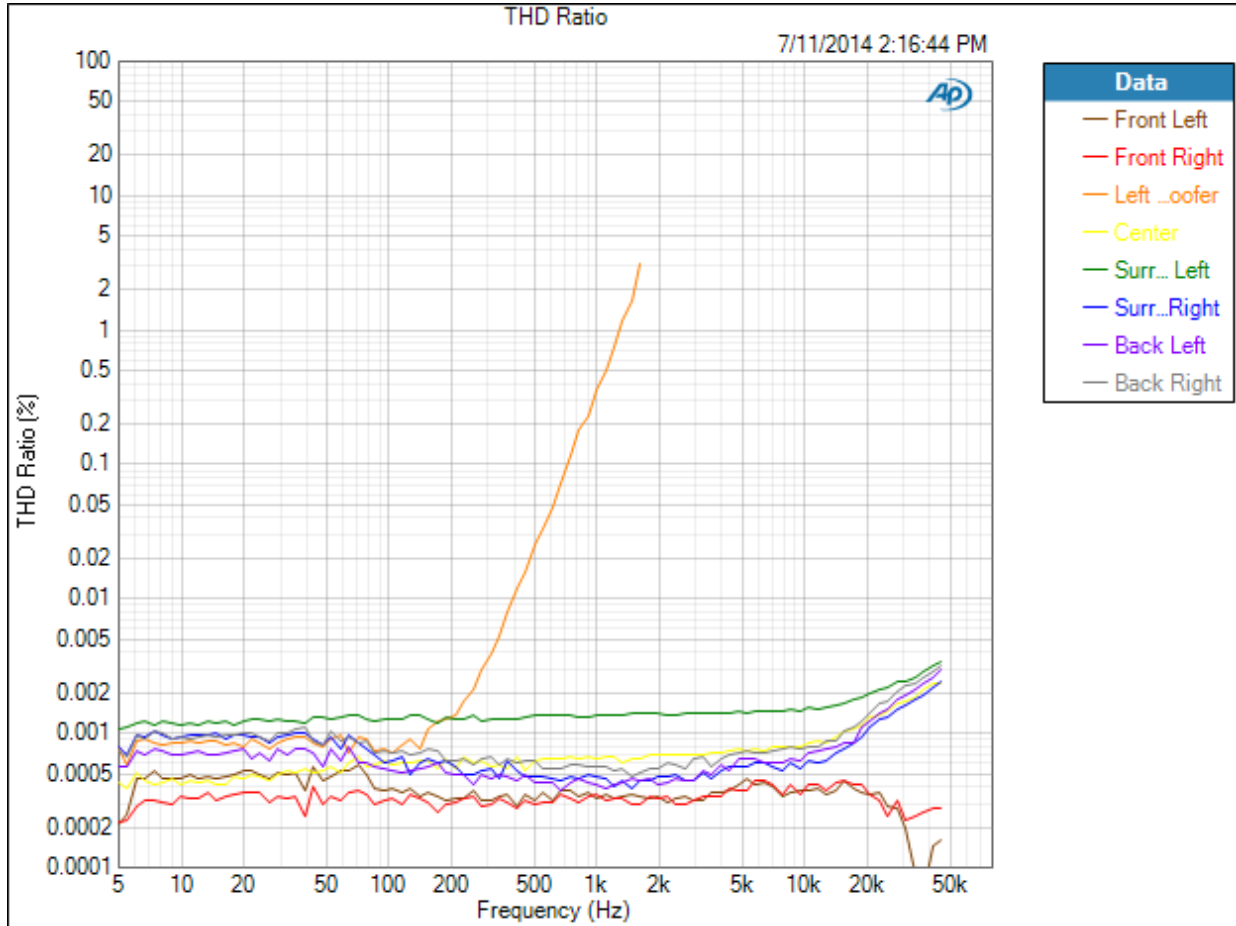
Impulse Response (7/11/2014 2:14:51 PM)



Impulse Response Parameters

Interpolated: On

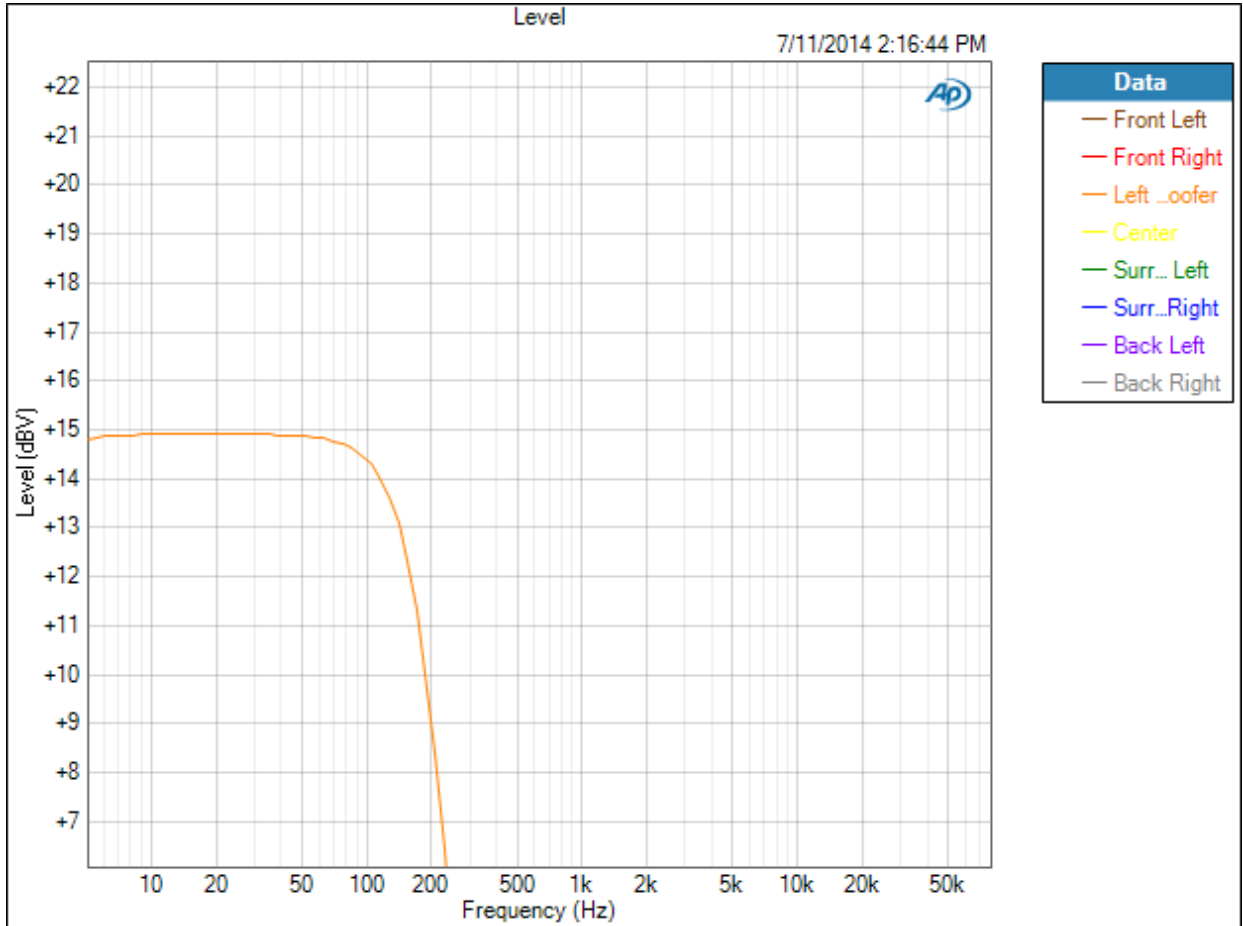
THD Ratio (7/11/2014 2:16:44 PM)



Sequence Report



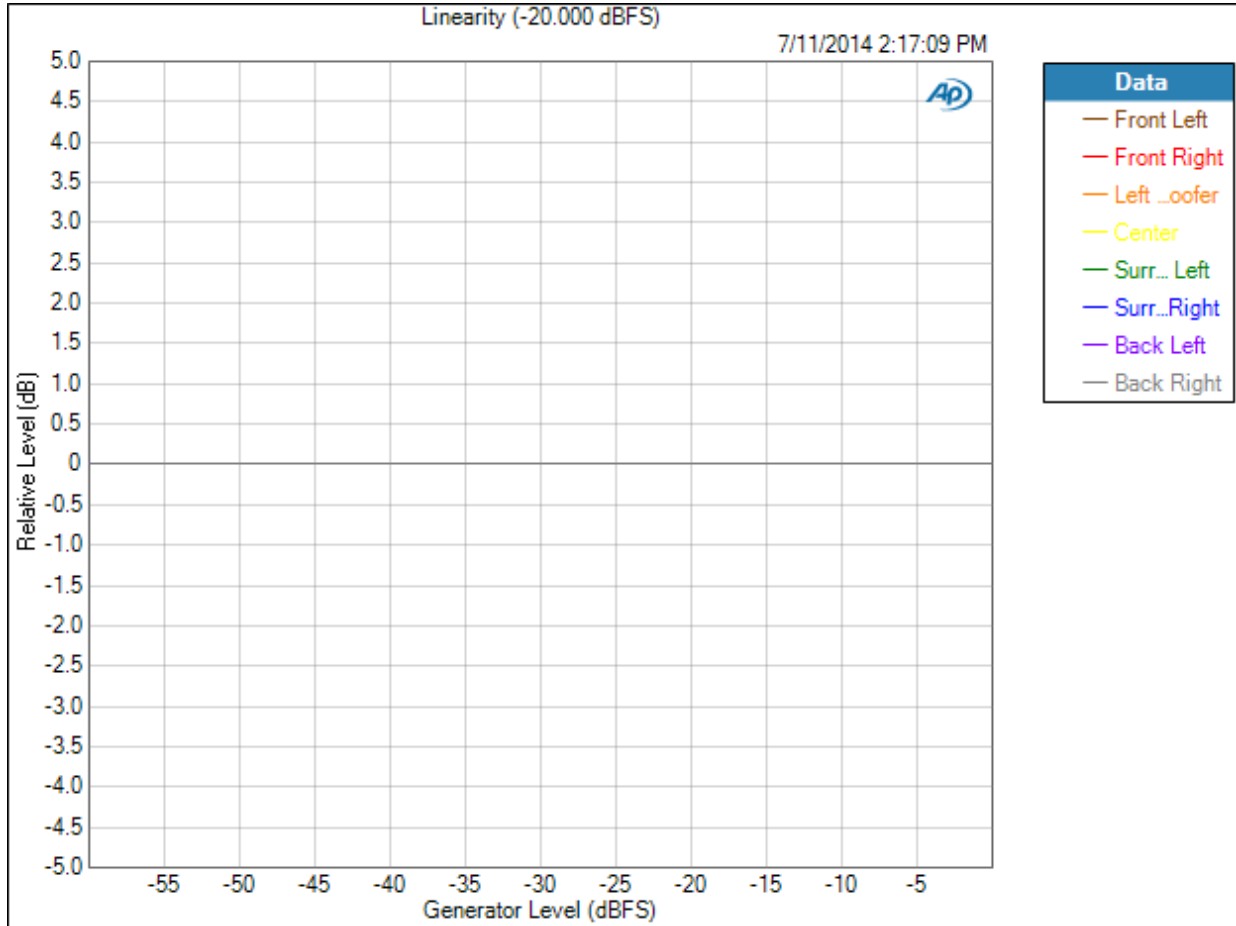
Level (7/11/2014 2:16:44 PM)



Sequence Report

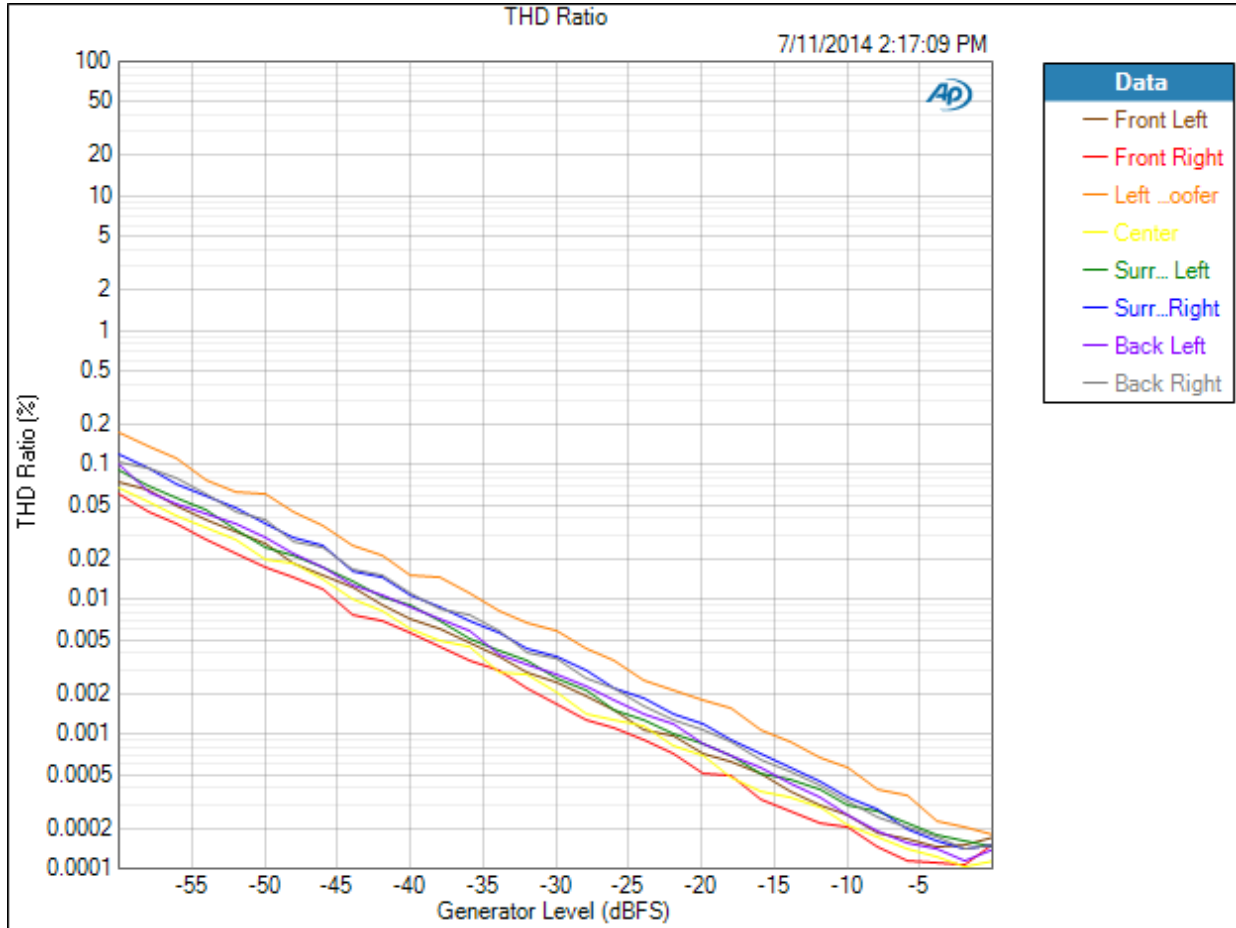


Linearity (-20.000 dBFS) (7/11/2014 2:17:09 PM)



Linearity (-20.000 dBFS) Parameters
Mode: Normalized at Reference
Relative Level: -20.000 dBFS

THD Ratio (7/11/2014 2:17:09 PM)



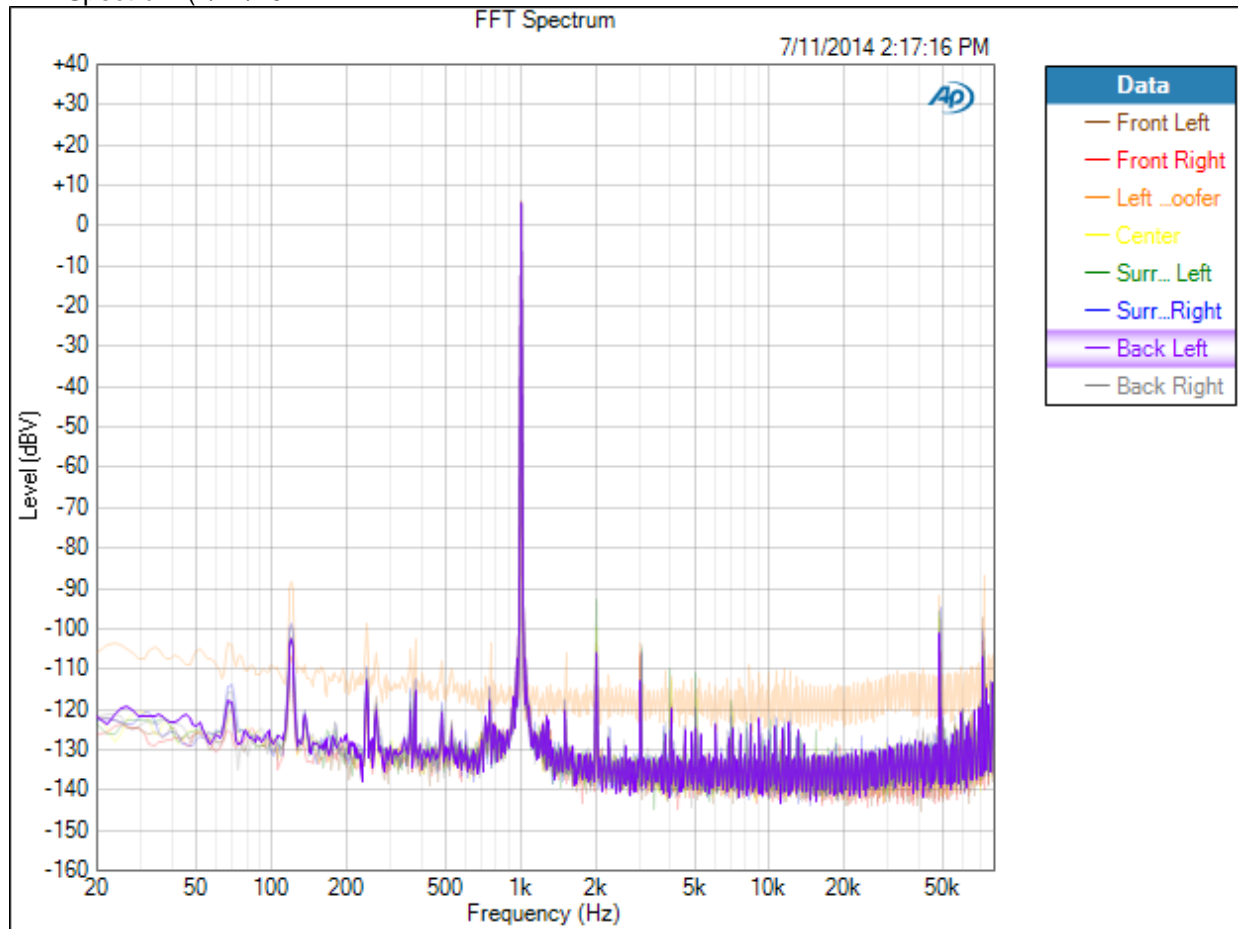
Sequence Report



Main DACs HDMI PCM 7.1 : 1kHz -6dB spectrum

Waveform: Sine
Generator Level: -6.000 dBFS
Frequency: 1.00000 kHz
Measured 1: 7/11/2014 2:17:16 PM
Acquisition Type: Auto
FFT Length: 128K
Averaging: Power
Averages: 8
Trigger: Free Run
Window: AP-Equiripple
Delay Time: 250.0 ms
Max Input Bandwidth: Use Signal Path

FFT Spectrum (7/11/2014)



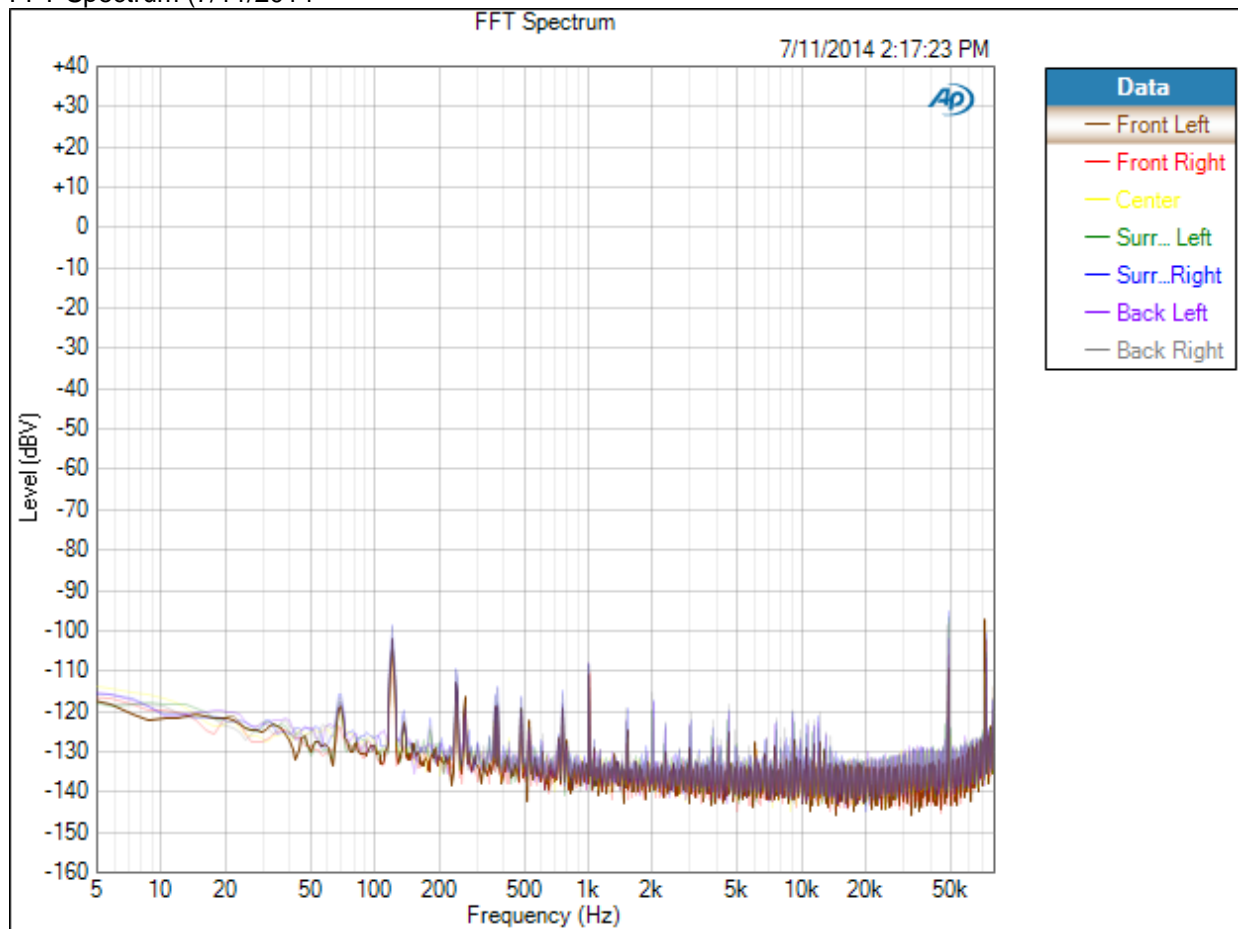
Sequence Report



Main DACs HDMI PCM 7.1 : 1kHz -120dB spectrum

Waveform: Sine
Generator Level: -120.000 dBFS
Frequency: 1.00000 kHz
Measured 1: 7/11/2014 2:17:23 PM
Acquisition Type: Auto
FFT Length: 128K
Averaging: Power
Averages: 8
Trigger: Free Run
Window: AP-Equiripple
Delay Time: 250.0 ms
Max Input Bandwidth: Use Signal Path

FFT Spectrum (7/11/2014)

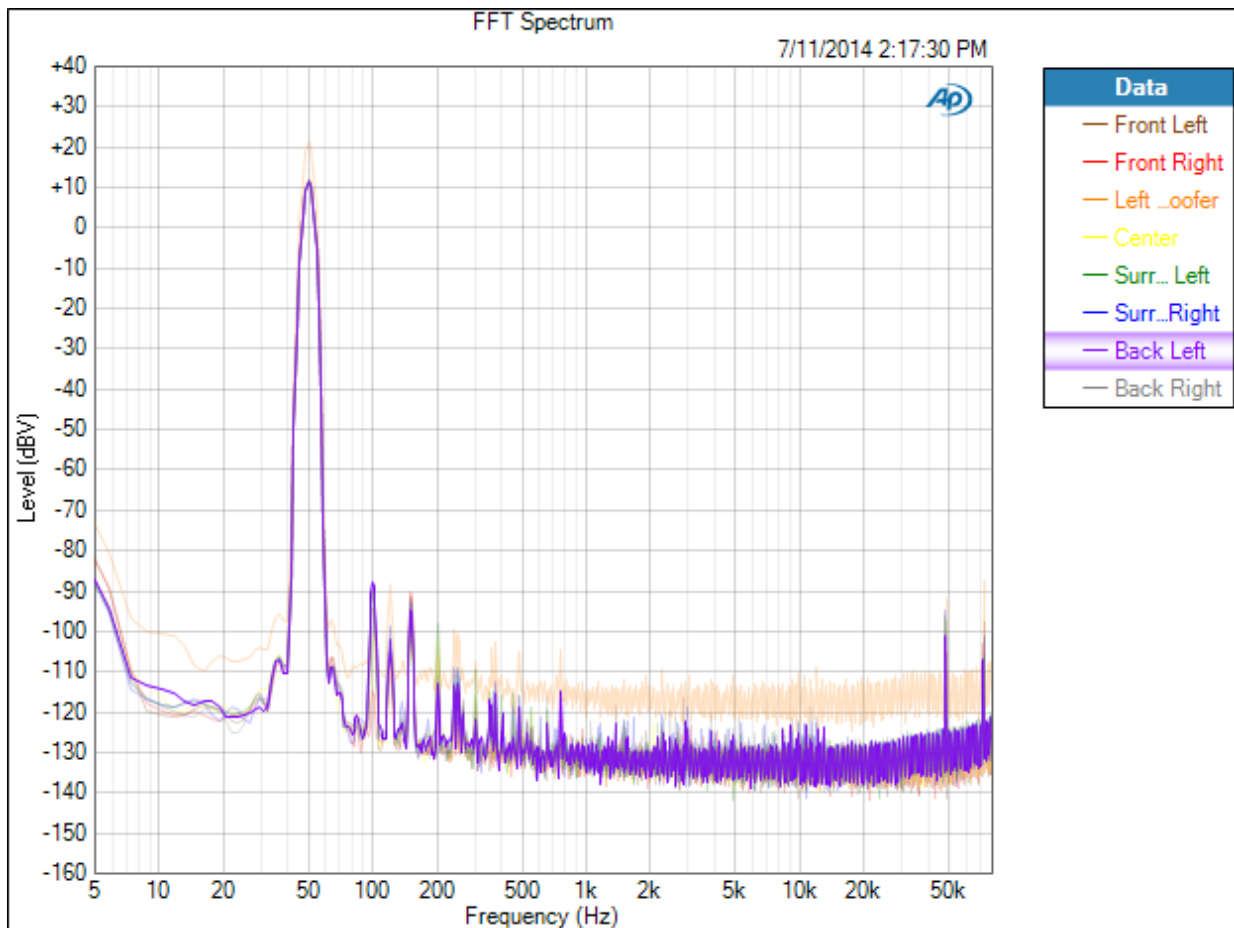


Sequence Report



Main DACs HDMI PCM 7.1 : 50Hz 0dB spectrum

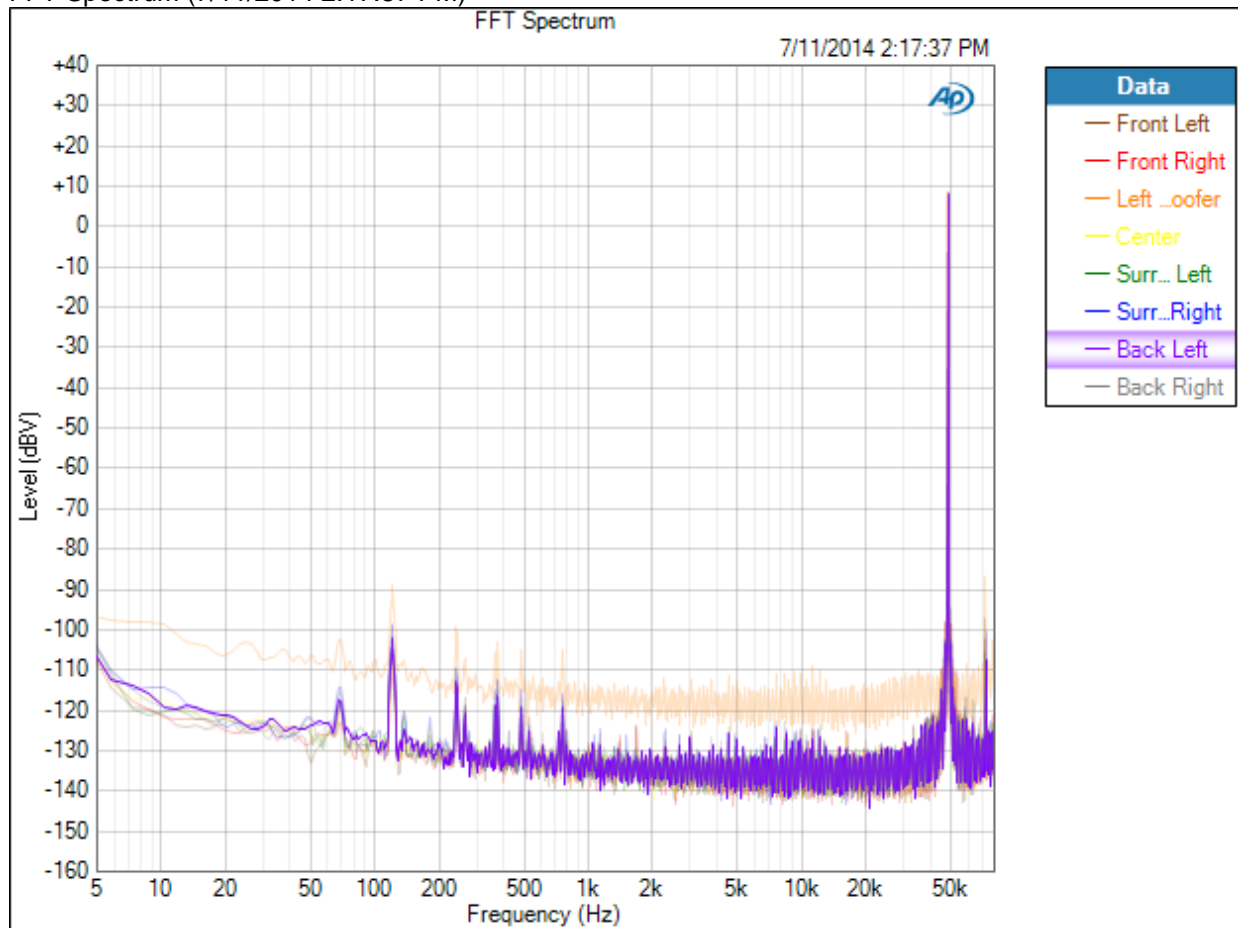
Waveform: Sine
Generator Level: -0.000 dBFS
Frequency: 50.0000 Hz
Measured 1: 7/11/2014 2:17:30 PM
Acquisition Type: Auto
FFT Length: 128K
Averaging: Power
Averages: 8
Trigger: Free Run
Window: AP-Equiripple
Delay Time: 250.0 ms
Max Input Bandwidth: Use Signal Path
FFT Spectrum (7/11/2014 2:17:30 PM)



Sequence Report



Main DACs HDMI PCM 7.1 : Jitter Test
Waveform: jtest_192.wav
Bit Exact: False
Start Offset (samples): 0 samples
Start Offset (sec): 0.000 s
Generator Level: -0.000 dBFS
Measured 1: 7/11/2014 2:17:37 PM
Acquisition Type: Auto
FFT Length: 128K
Averaging: Power
Averages: 8
Trigger: Free Run
Window: AP-Equiripple
Delay Time: 250.0 ms
Max Input Bandwidth: Use Signal Path
FFT Spectrum (7/11/2014 2:17:37 PM)



Sequence Report



Coax Digital In : Main DAC Level

Waveform: Sine
Generator Level: -0.000 dBFS
Frequency: 1.00000 kHz
Level (7/11/2014 2:19:11 PM)
Front Left +11.655 dBV
Front Right +11.659 dBV

Coax Digital In : Channel Separation

Waveform: Sine
Generator Level: -9.000 dBFS
Frequency: 10.0000 kHz
Level (7/11/2014 2:19:12 PM)
Front Left +2.646 dBV
Front Right -86.815 dBV

Coax Digital In : Main DAC THD

Waveform: Sine
Generator Level: -6.000 dBFS
Frequency: 1.00000 kHz
Weighting Filter: A-wt.
Filter Tune Mode: Measured Frequency
THD Ratio (7/11/2014 2:19:13 PM)

Channel	Lower Limit	Value	Upper Limit	
Front Left	----%	0.000266 %	0.002000 %	
Front Right	----%	0.000311 %	0.002000 %	

Result: PASSED

Coax Digital In : Main DAC SNR

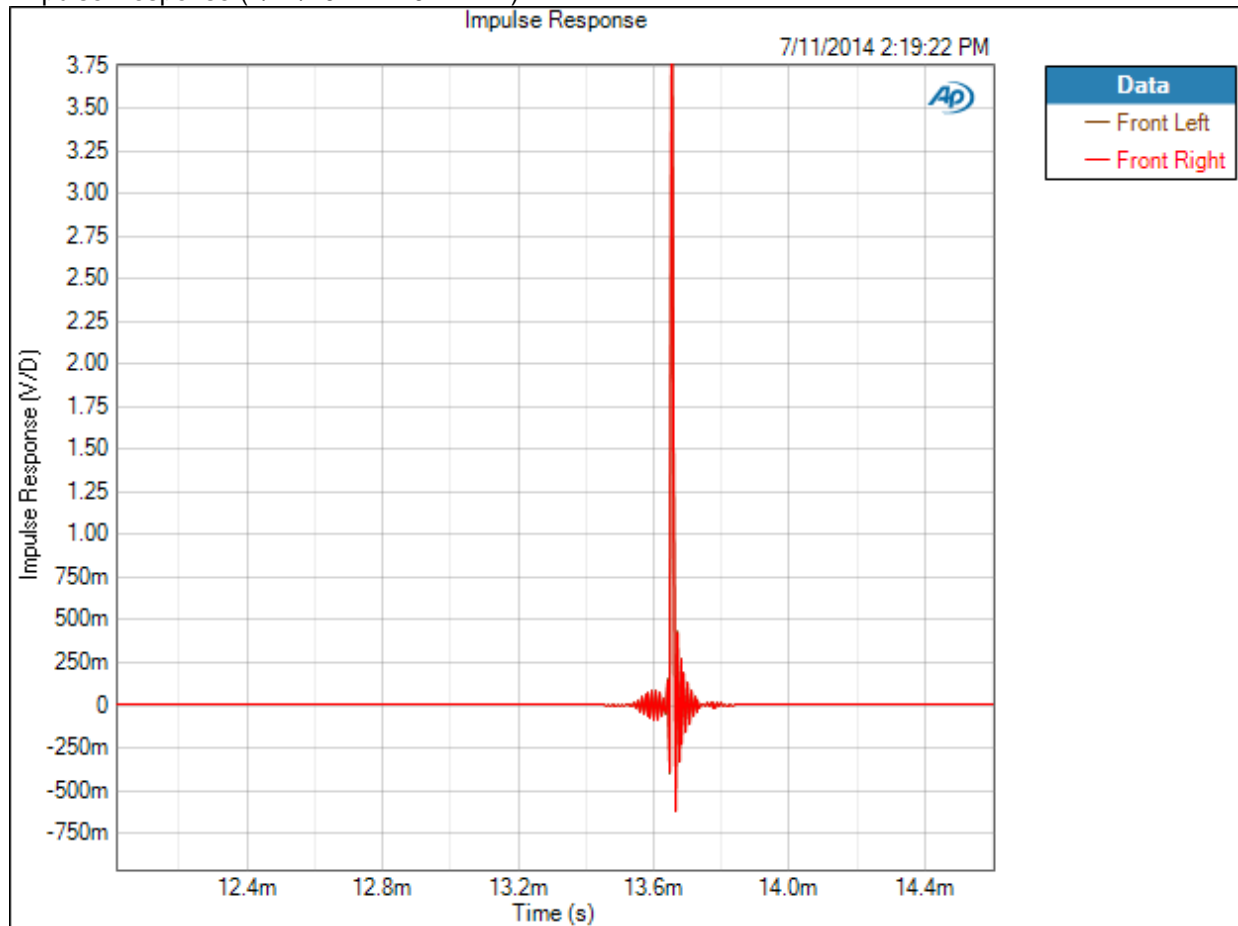
Waveform: Sine
Generator Level: -0.000 dBFS
Frequency: 1.00000 kHz
Weighting Filter: A-wt.
Signal to Noise Ratio (7/11/2014 2:19:14 PM)
Front Left 112.697 dB
Front Right 112.937 dB

Sequence Report



Coax Digital In : Impulse response
Generator Level: -20.000 dBFS
EQ: None
Start Frequency: 5.00000 Hz
Stop Frequency: 96.0000 kHz
Sweep: 2.000 s
Pre-Sweep: 1.000 s
Extend Acquisition By: 50.00 ms
Crosstalk Type: None
Measured 1 7/11/2014 2:19:22 PM

Impulse Response (7/11/2014 2:19:22 PM)



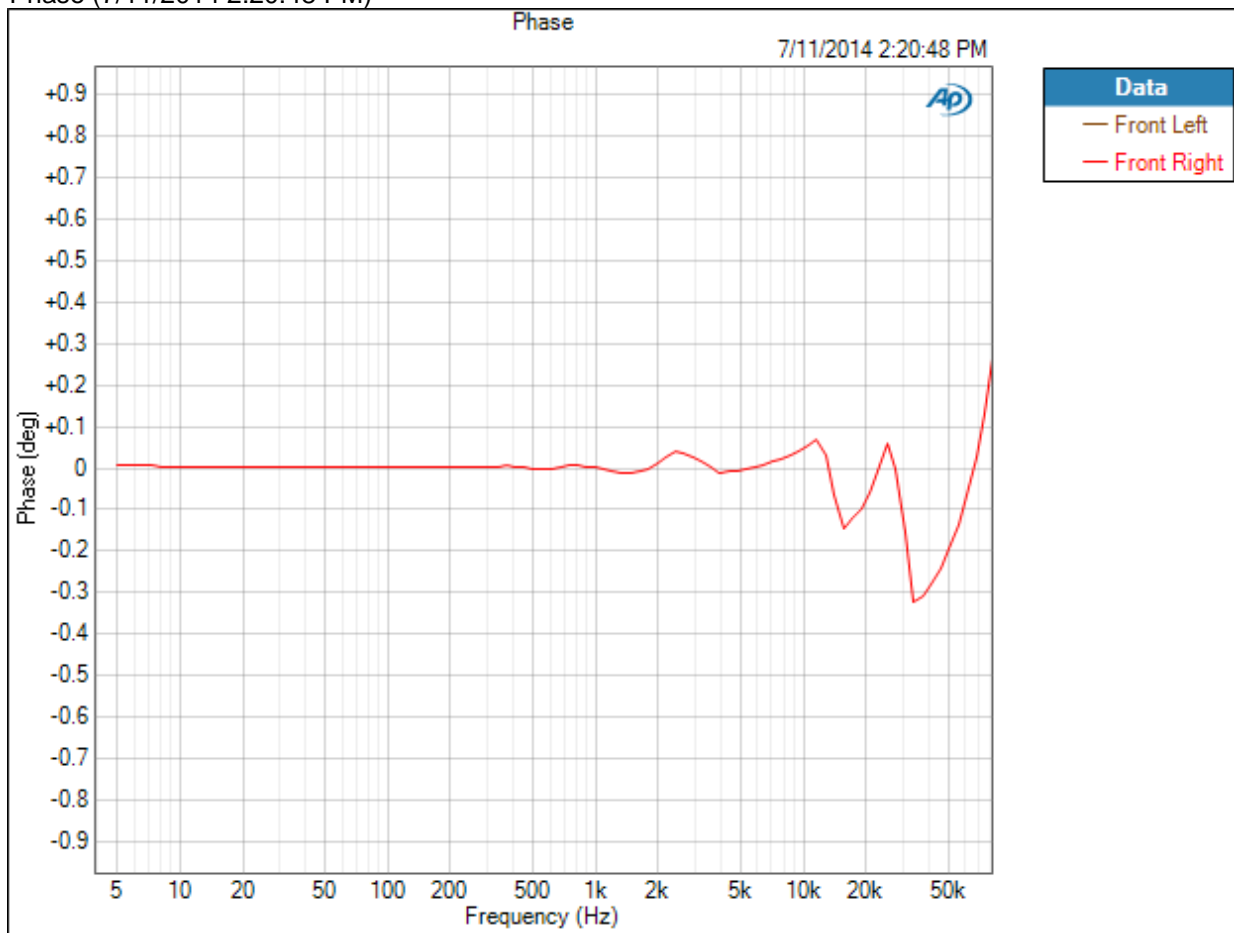
Impulse Response Parameters

Interpolated: On

Sequence Report



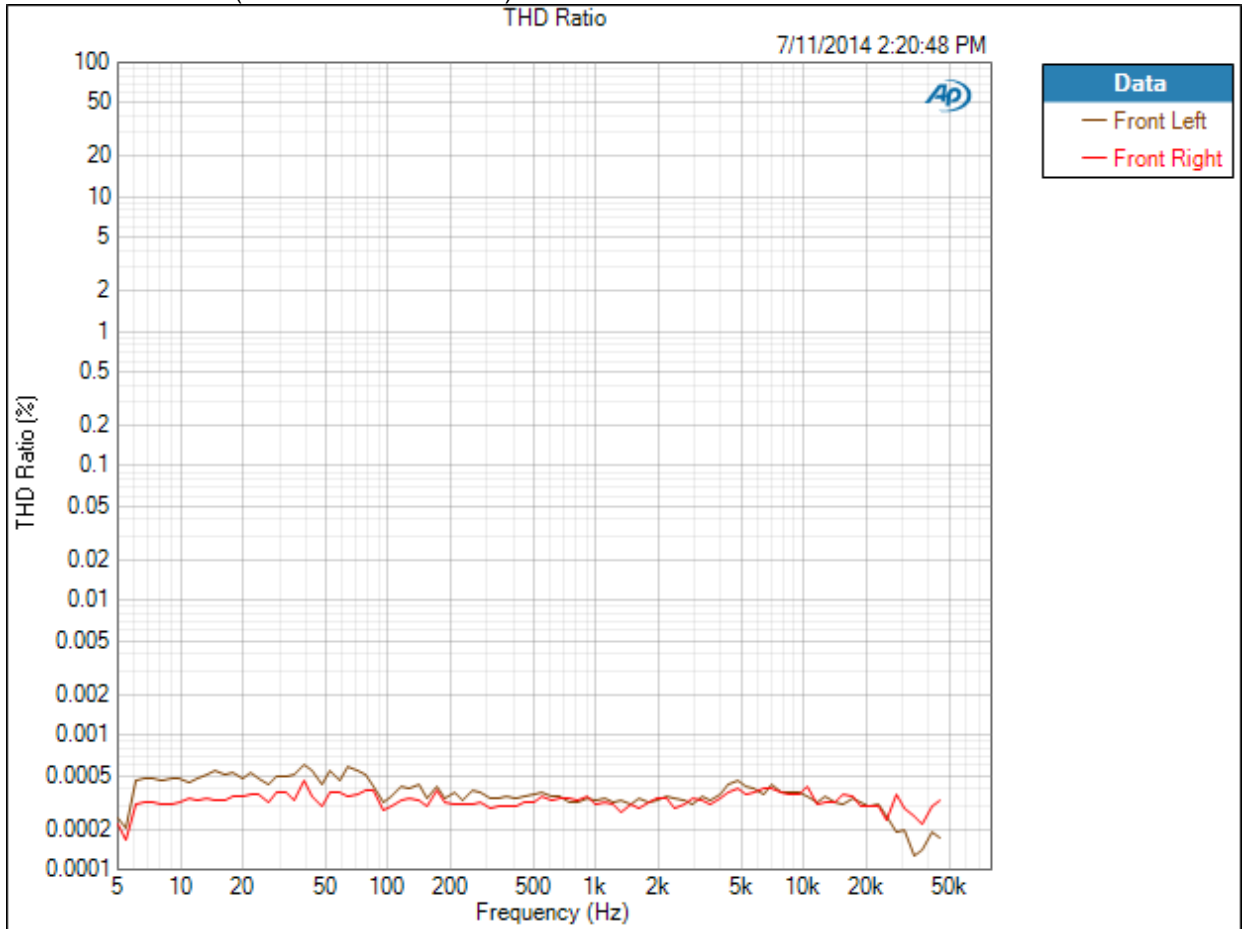
Coax Digital In : Frequency Sweeps
Generator Level: -6.000 dBFS
EQ: None
Start Frequency: 80.1000 kHz
Stop Frequency: 5.00000 Hz
Step Type: Logarithmic
Number of Points: 100
Phase Ref Channel: Front Left
Measured 1 7/11/2014 2:20:48 PM
Phase (7/11/2014 2:20:48 PM)



Sequence Report



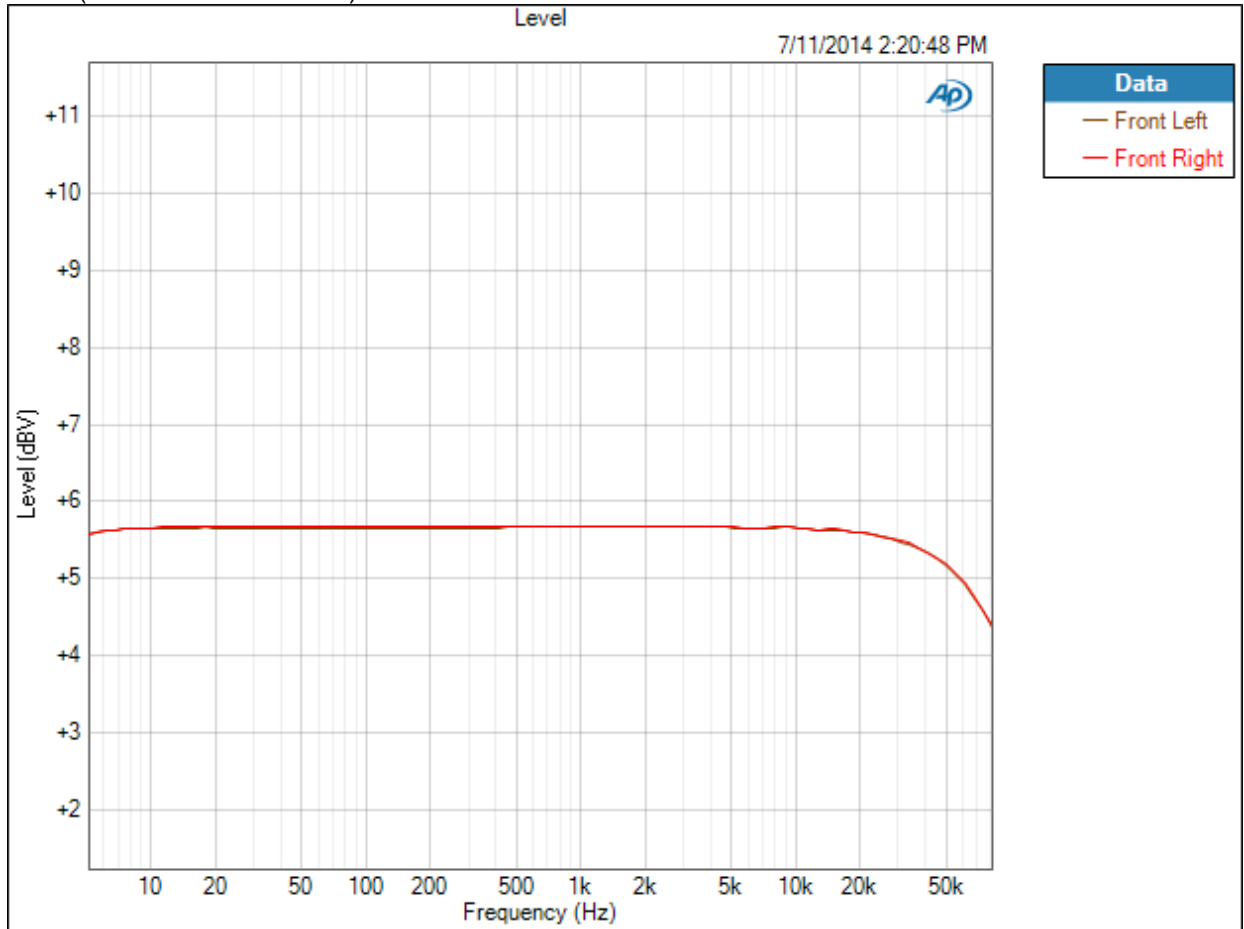
THD Ratio (7/11/2014 2:20:48 PM)



Sequence Report



Level (7/11/2014 2:20:48 PM)

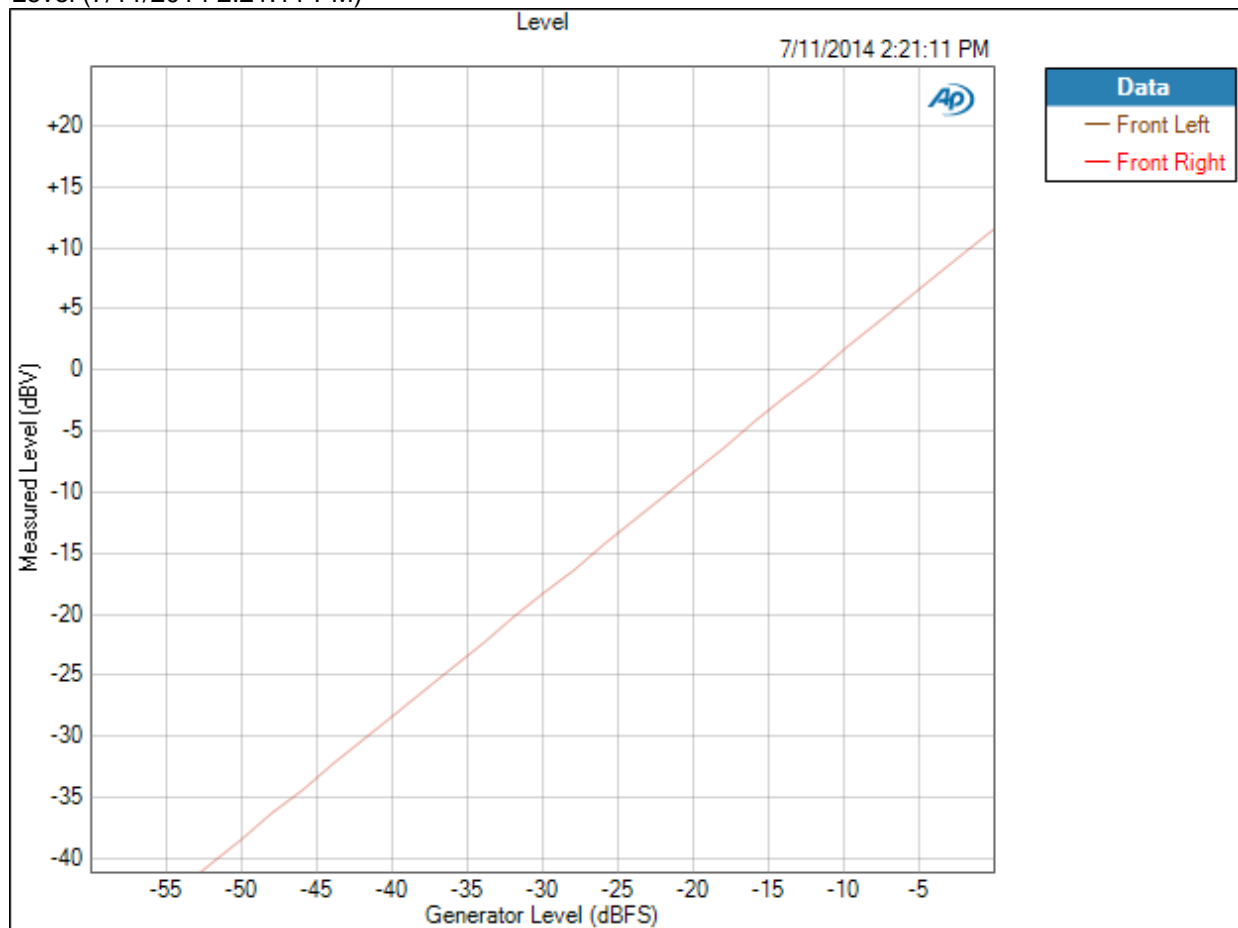


Sequence Report

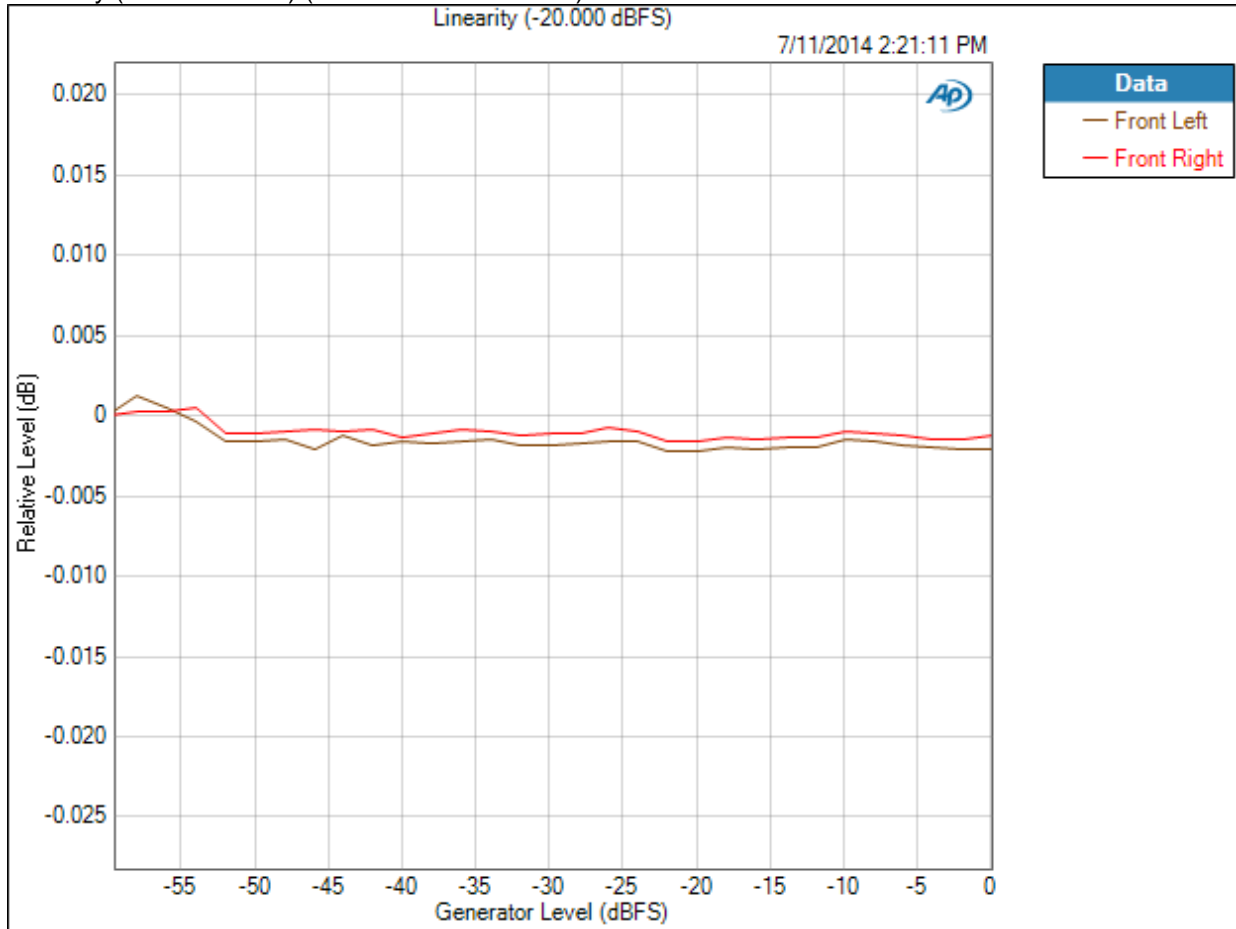


Coax Digital In : Level Sweep
Waveform: Sine
Generator Level: -20.000 dBFS
Frequency: 40.0000 Hz
Start Level: -60.000 dBFS
Stop Level: -0.000 dBFS
Number of Points: 31
Step Increment: +2.000 dBFS
Weighting Filter: A-wt.
Filter Tune Mode: Generator Frequency
Measured 1 7/11/2014 2:21:11 PM

Level (7/11/2014 2:21:11 PM)

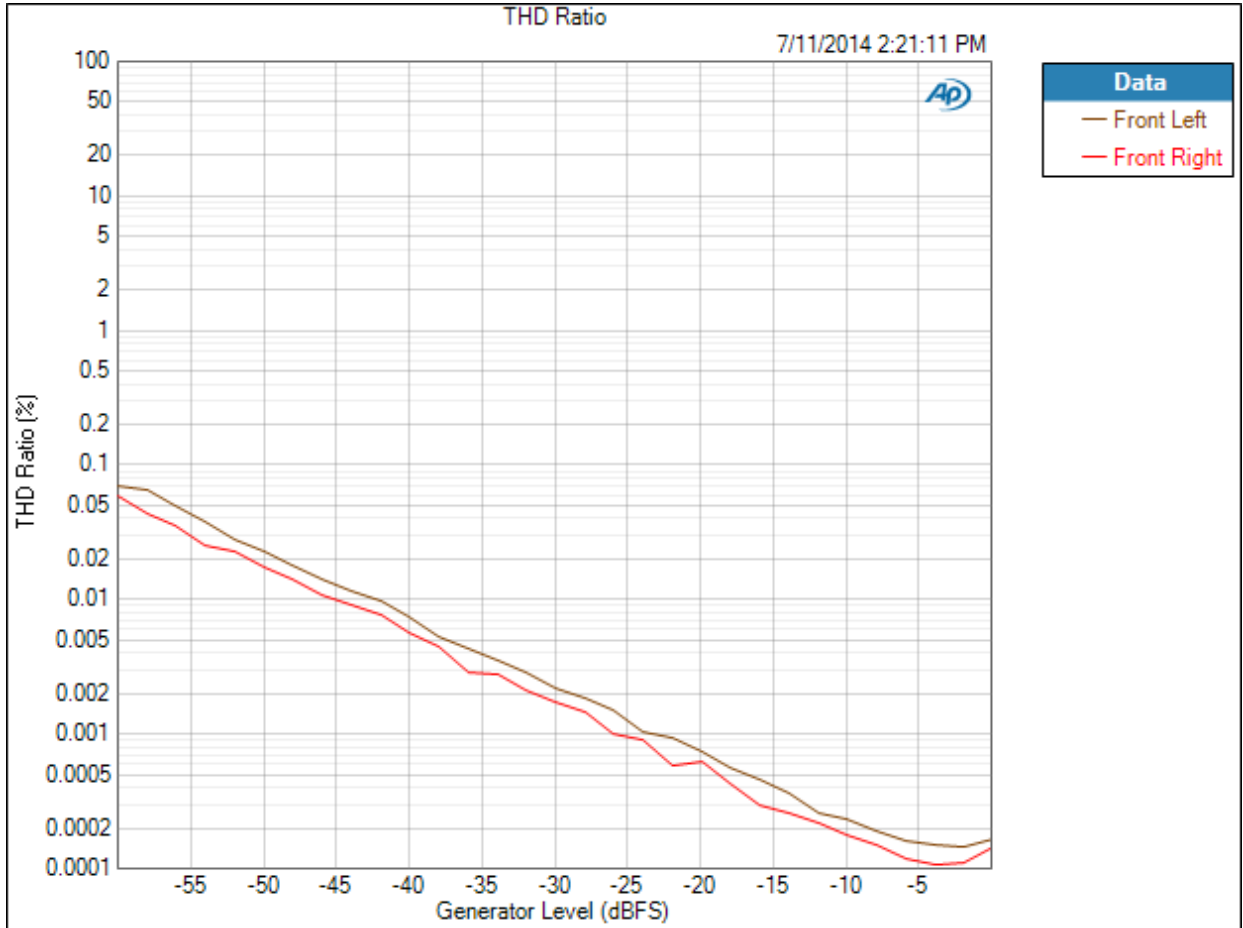


Linearity (-20.000 dBFS) (7/11/2014 2:21:11 PM)



Linearity (-20.000 dBFS) Parameters
Mode: Normalized at Reference
Relative Level: -20.000 dBFS

THD Ratio (7/11/2014 2:21:11 PM)

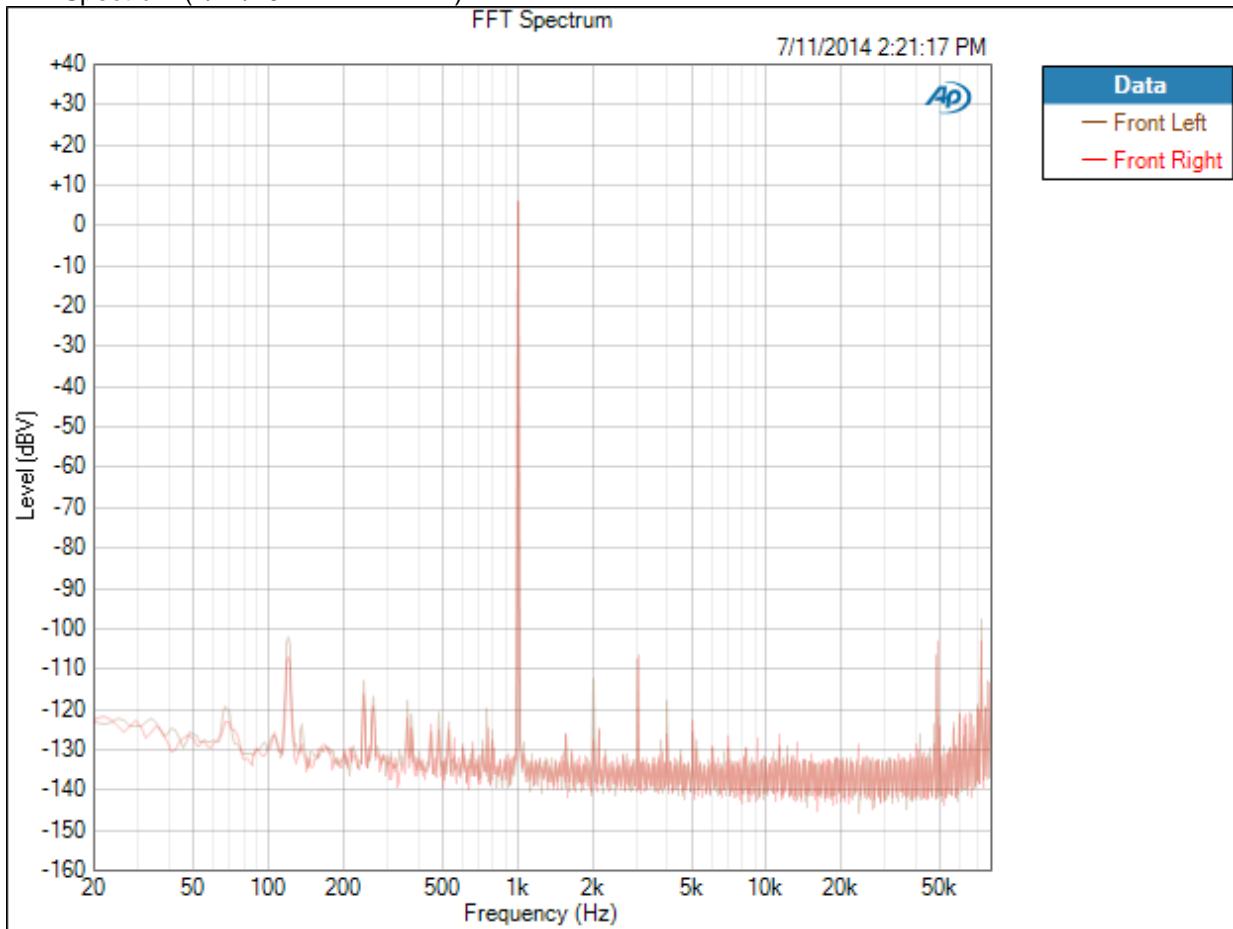


Sequence Report



Coax Digital In : 1kHz -6dB spectrum
Waveform: Sine
Generator Level: -6.000 dBFS
Frequency: 1.00000 kHz
Measured 1 7/11/2014 2:21:17 PM
Acquisition Type: Auto
FFT Length: 128K
Averaging: Power
Averages: 8
Trigger: Free Run
Window: AP-Equiripple
Delay Time: 250.0 ms
Max Input Bandwidth: Use Signal Path

FFT Spectrum (7/11/2014 2:21:17 PM)

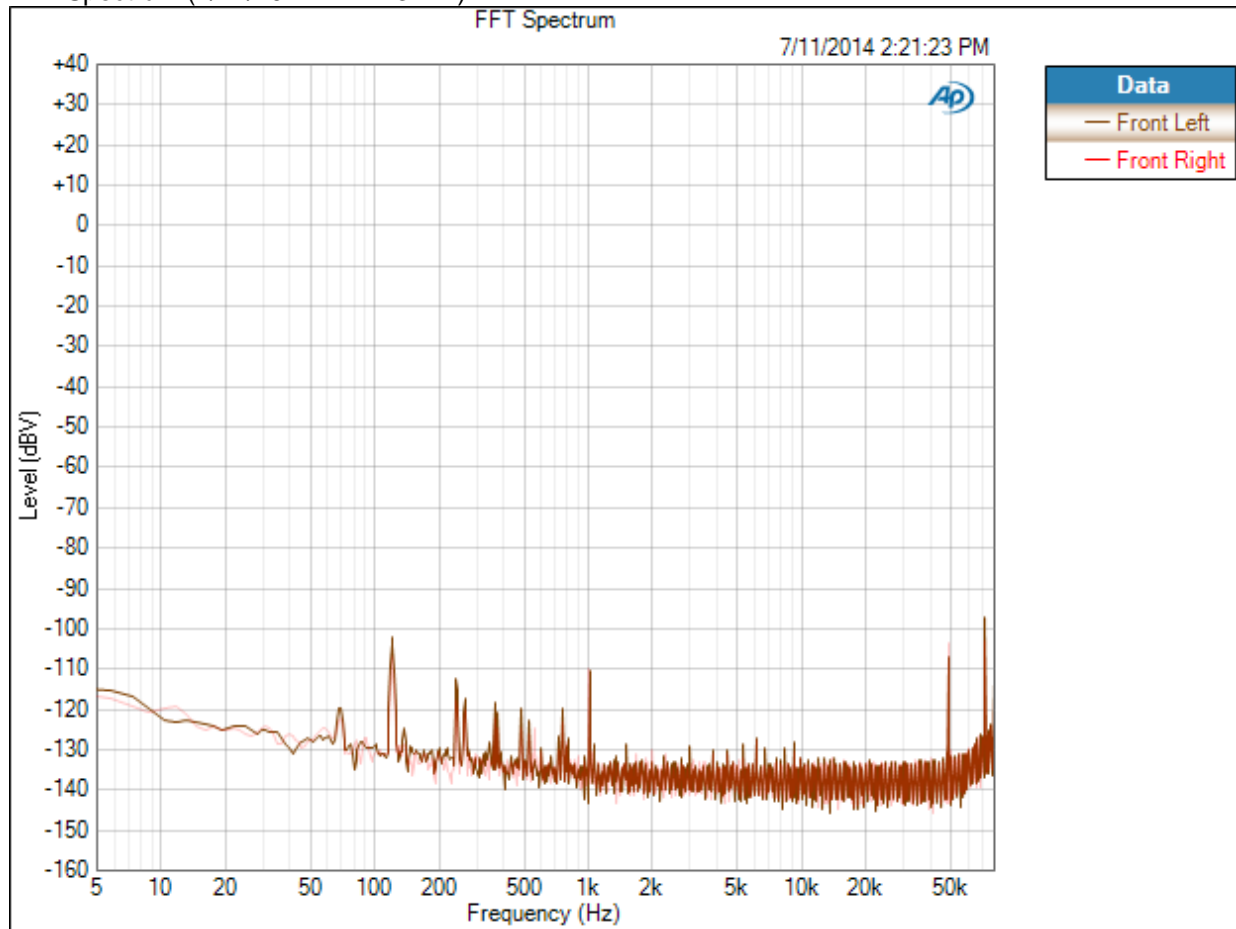


Sequence Report



Coax Digital In : 1kHz -120dB spectrum
Waveform: Sine
Generator Level: -120.000 dBFS
Frequency: 1.00000 kHz
Measured 1 7/11/2014 2:21:23 PM
Acquisition Type: Auto
FFT Length: 128K
Averaging: Power
Averages: 8
Trigger: Free Run
Window: AP-Equiripple
Delay Time: 250.0 ms
Max Input Bandwidth: Use Signal Path

FFT Spectrum (7/11/2014 2:21:23 PM)

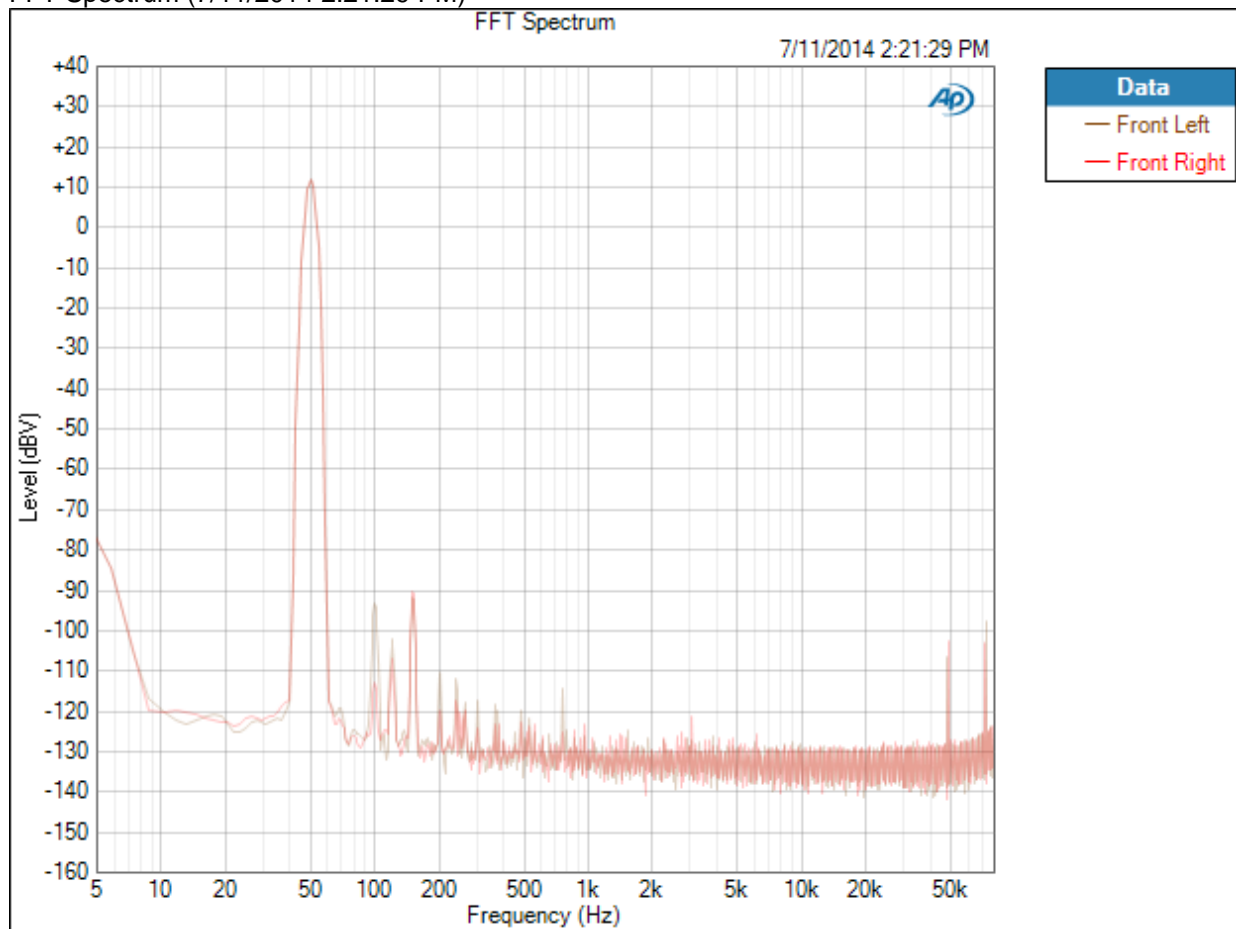


Sequence Report



Coax Digital In : 50Hz 0dB spectrum
Waveform: Sine
Generator Level: -0.000 dBFS
Frequency: 50.0000 Hz
Measured 1 7/11/2014 2:21:29 PM
Acquisition Type: Auto
FFT Length: 128K
Averaging: Power
Averages: 8
Trigger: Free Run
Window: AP-Equiripple
Delay Time: 250.0 ms
Max Input Bandwidth: Use Signal Path

FFT Spectrum (7/11/2014 2:21:29 PM)



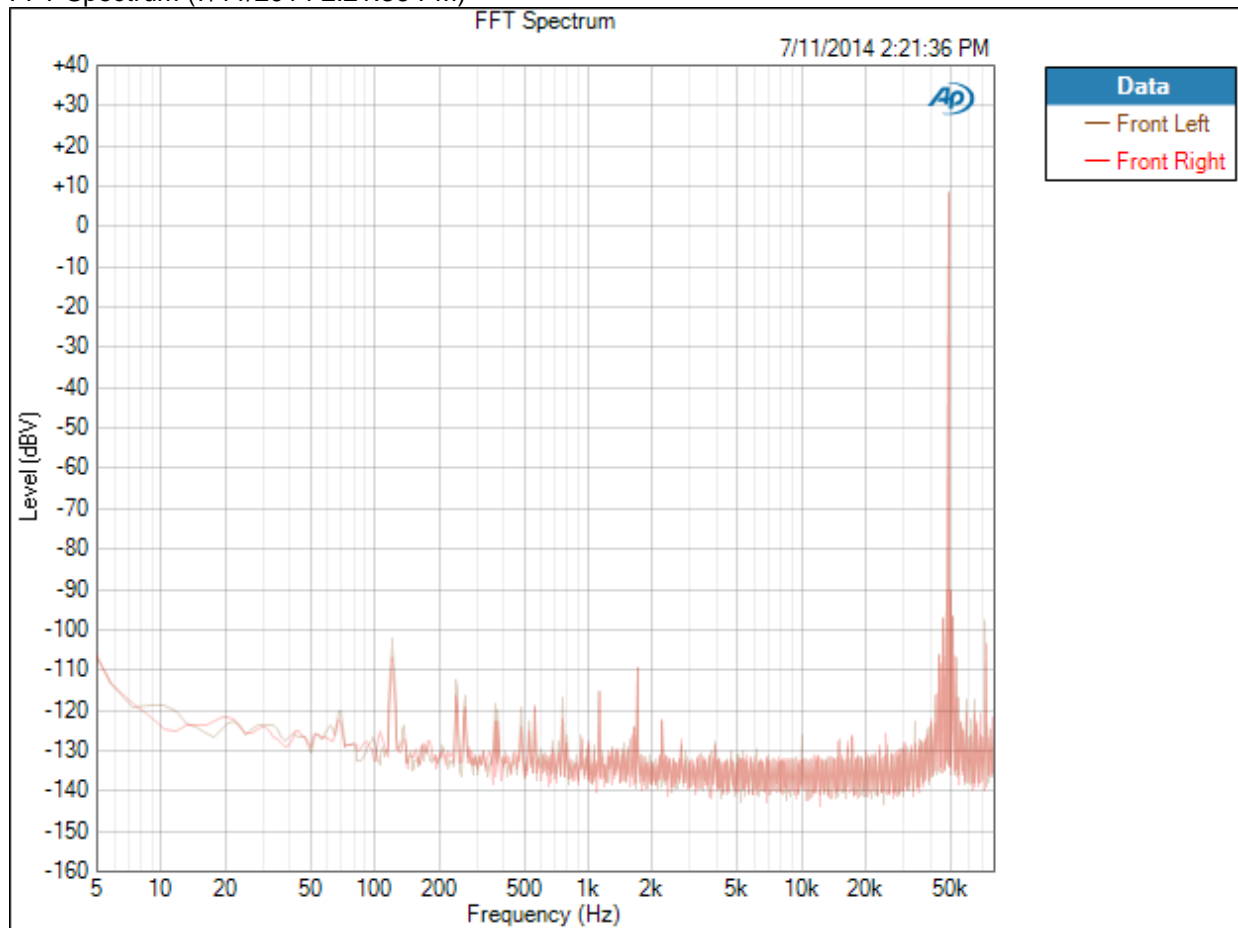
Sequence Report



Coax Digital In : Jitter Test

Waveform: jtest_192.wav
Bit Exact: False
Start Offset (samples): 0 samples
Start Offset (sec): 0.000 s
Generator Level: -0.000 dBFS
Measured 1: 7/11/2014 2:21:36 PM
Acquisition Type: Auto
FFT Length: 128K
Averaging: Power
Averages: 8
Trigger: Free Run
Window: AP-Equiripple
Delay Time: 250.0 ms
Max Input Bandwidth: Use Signal Path

FFT Spectrum (7/11/2014 2:21:36 PM)



Sequence Report



AES/EBU Digital In : Main DAC Level

Waveform: Sine
Generator Level: -0.000 dBFS
Frequency: 1.00000 kHz
Level (7/11/2014 2:22:29 PM)
Front Left +11.656 dBV
Front Right +11.660 dBV

AES/EBU Digital In : Channel Separation

Waveform: Sine
Generator Level: -9.000 dBFS
Frequency: 10.0000 kHz
Level (7/11/2014 2:22:30 PM)
Front Left +2.646 dBV
Front Right -86.802 dBV

AES/EBU Digital In : Main DAC THD

Waveform: Sine
Generator Level: -6.000 dBFS
Frequency: 1.00000 kHz
Weighting Filter: A-wt.
Filter Tune Mode: Measured Frequency
THD Ratio (7/11/2014 2:22:31 PM)

Channel	Lower Limit	Value	Upper Limit	
Front Left	----%	0.000309 %	0.002000 %	
Front Right	----%	0.000319 %	0.002000 %	

Result: PASSED

AES/EBU Digital In : Main DAC SNR

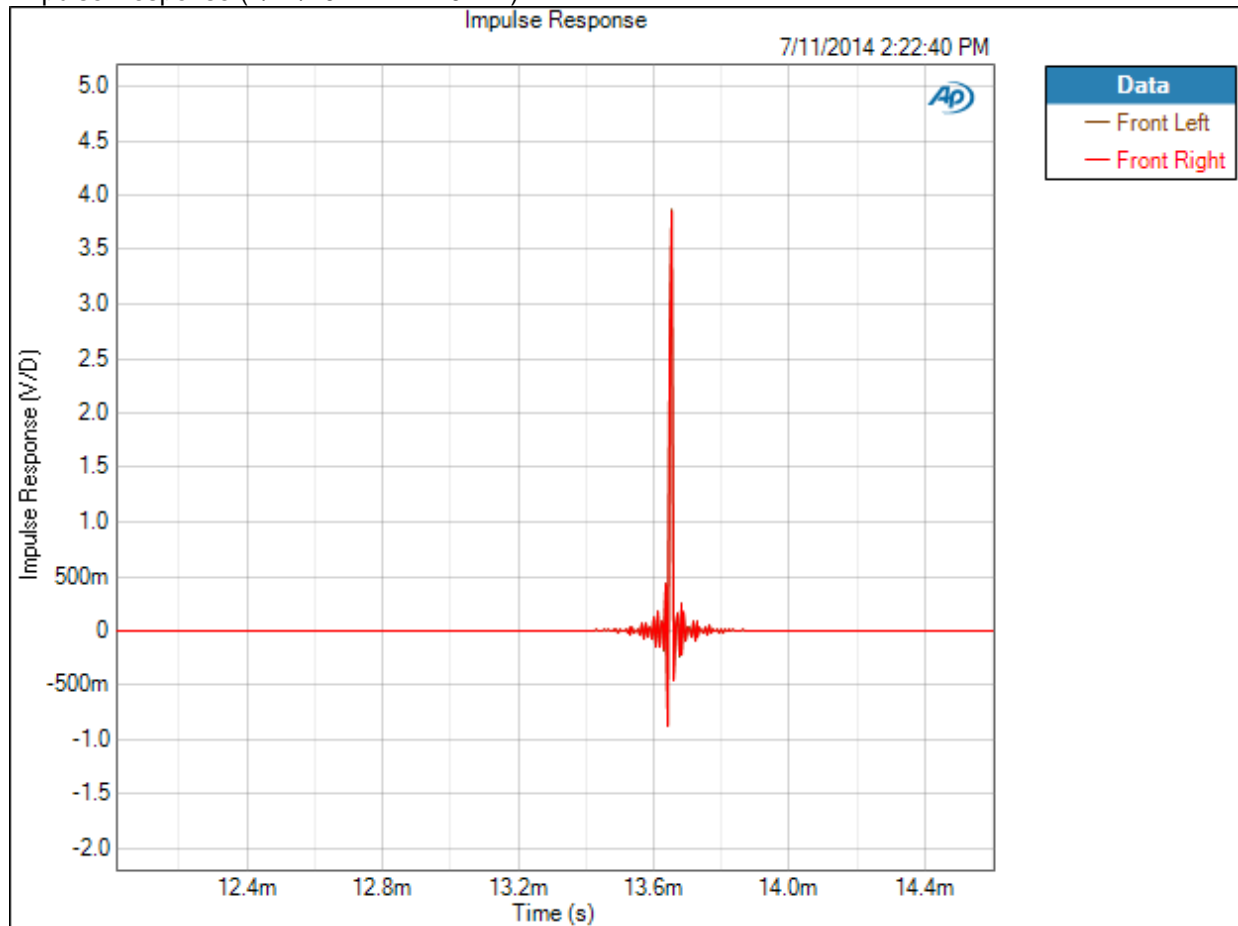
Waveform: Sine
Generator Level: -0.000 dBFS
Frequency: 1.00000 kHz
Weighting Filter: A-wt.
Signal to Noise Ratio (7/11/2014 2:22:32 PM)
Front Left 112.528 dB
Front Right 112.813 dB

Sequence Report



AES/EBU Digital In : Impulse response
Generator Level: -20.000 dBFS
EQ: None
Start Frequency: 5.00000 Hz
Stop Frequency: 80.1000 kHz
Sweep: 2.000 s
Pre-Sweep: 1.000 s
Extend Acquisition By: 50.00 ms
Crosstalk Type: None
Measured 1 7/11/2014 2:22:40 PM

Impulse Response (7/11/2014 2:22:40 PM)



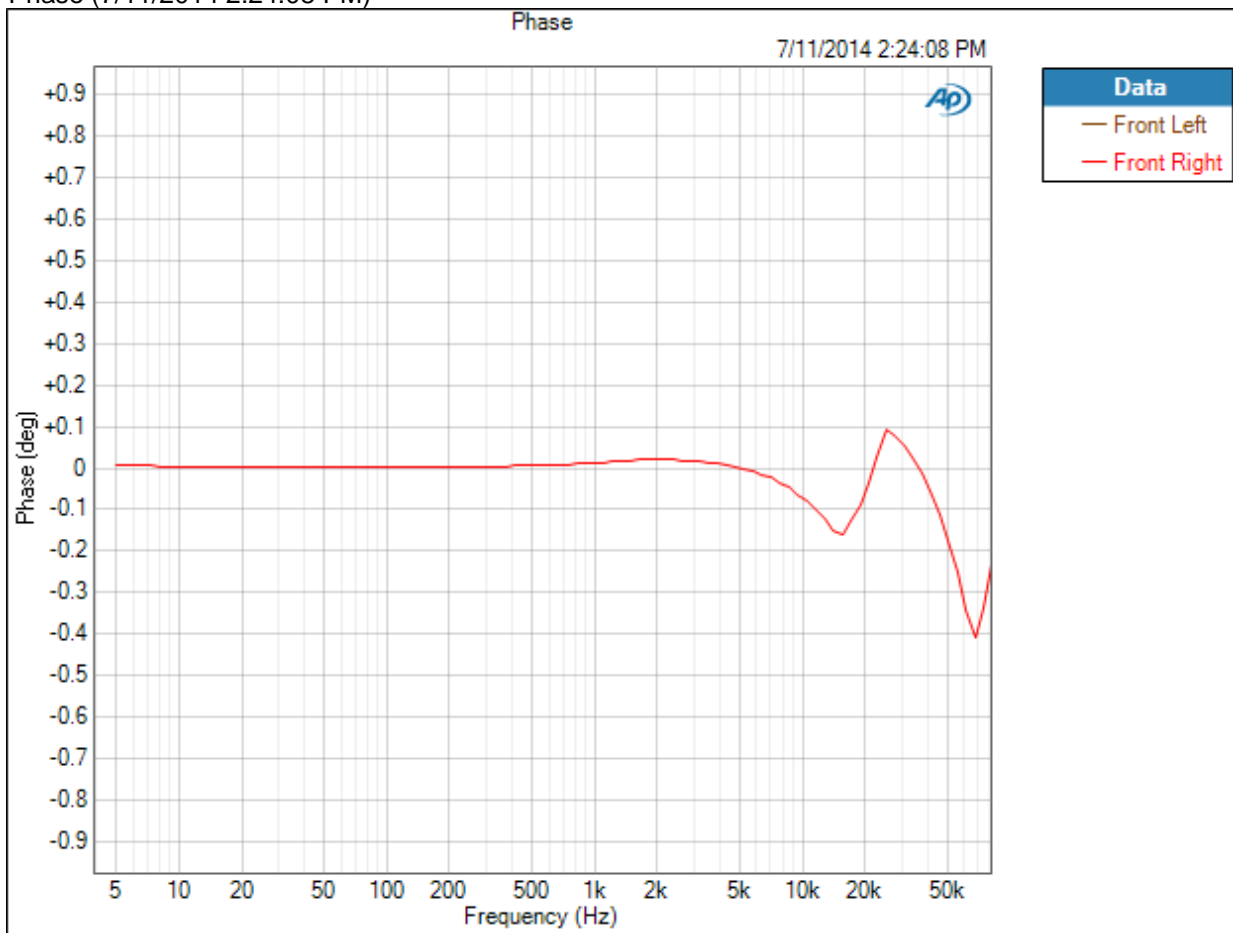
Impulse Response Parameters

Interpolated: On

Sequence Report



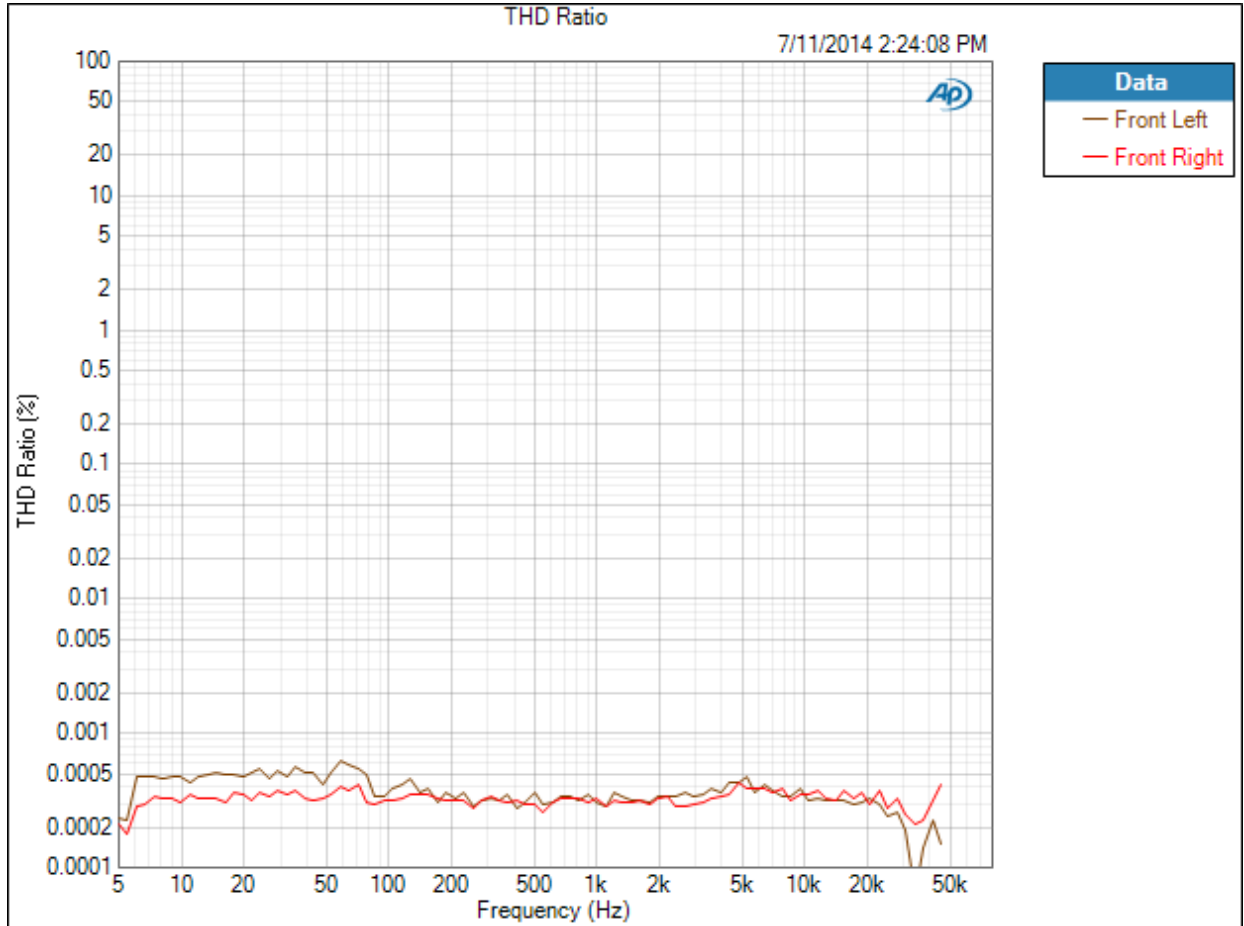
AES/EBU Digital In : Frequency Sweeps
Generator Level: -6.000 dBFS
EQ: None
Start Frequency: 80.1000 kHz
Stop Frequency: 5.00000 Hz
Step Type: Logarithmic
Number of Points: 100
Phase Ref Channel: Front Left
Measured 1 7/11/2014 2:24:08 PM
Phase (7/11/2014 2:24:08 PM)



Sequence Report



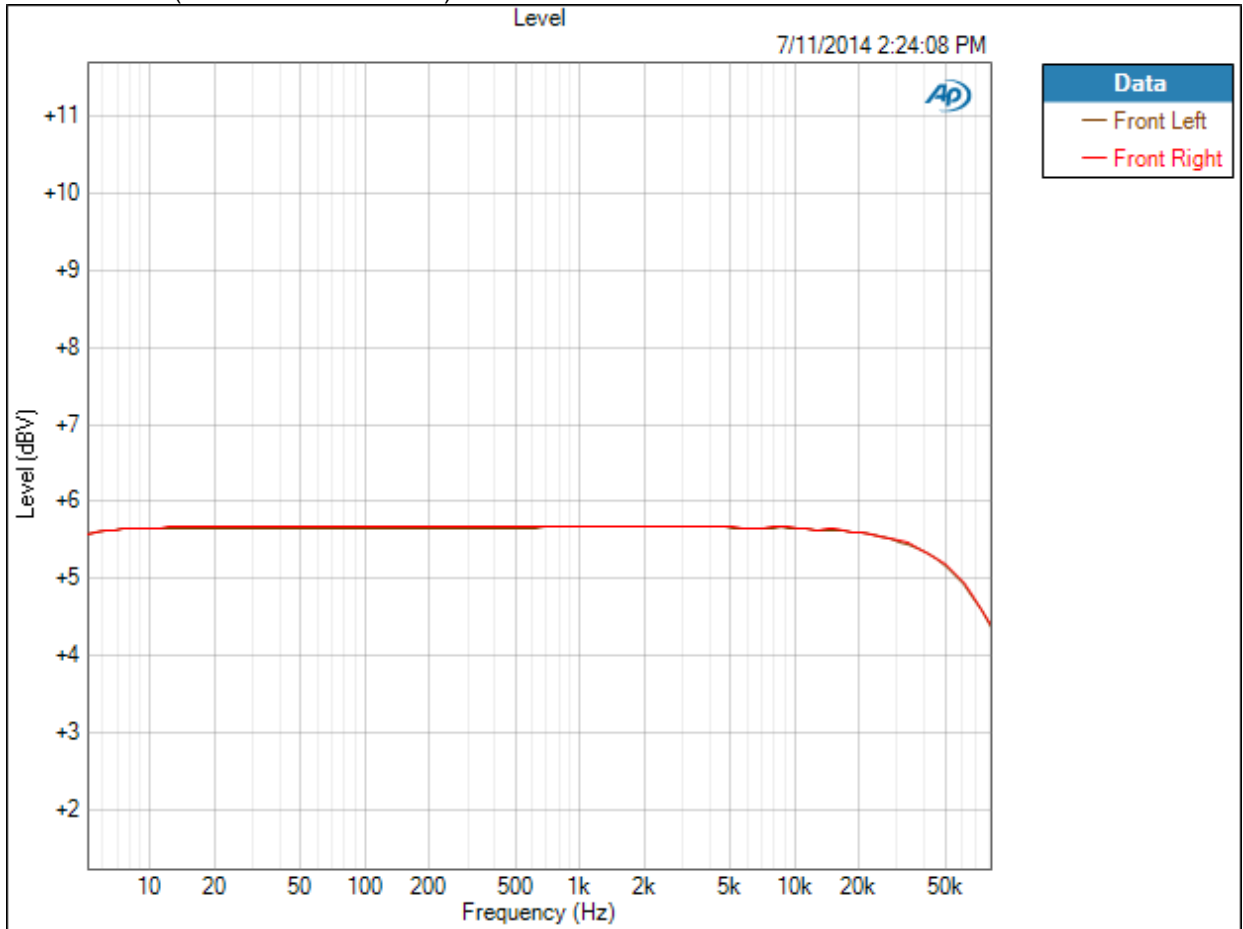
THD Ratio (7/11/2014 2:24:08 PM)



Sequence Report



Level (7/11/2014 2:24:08 PM)

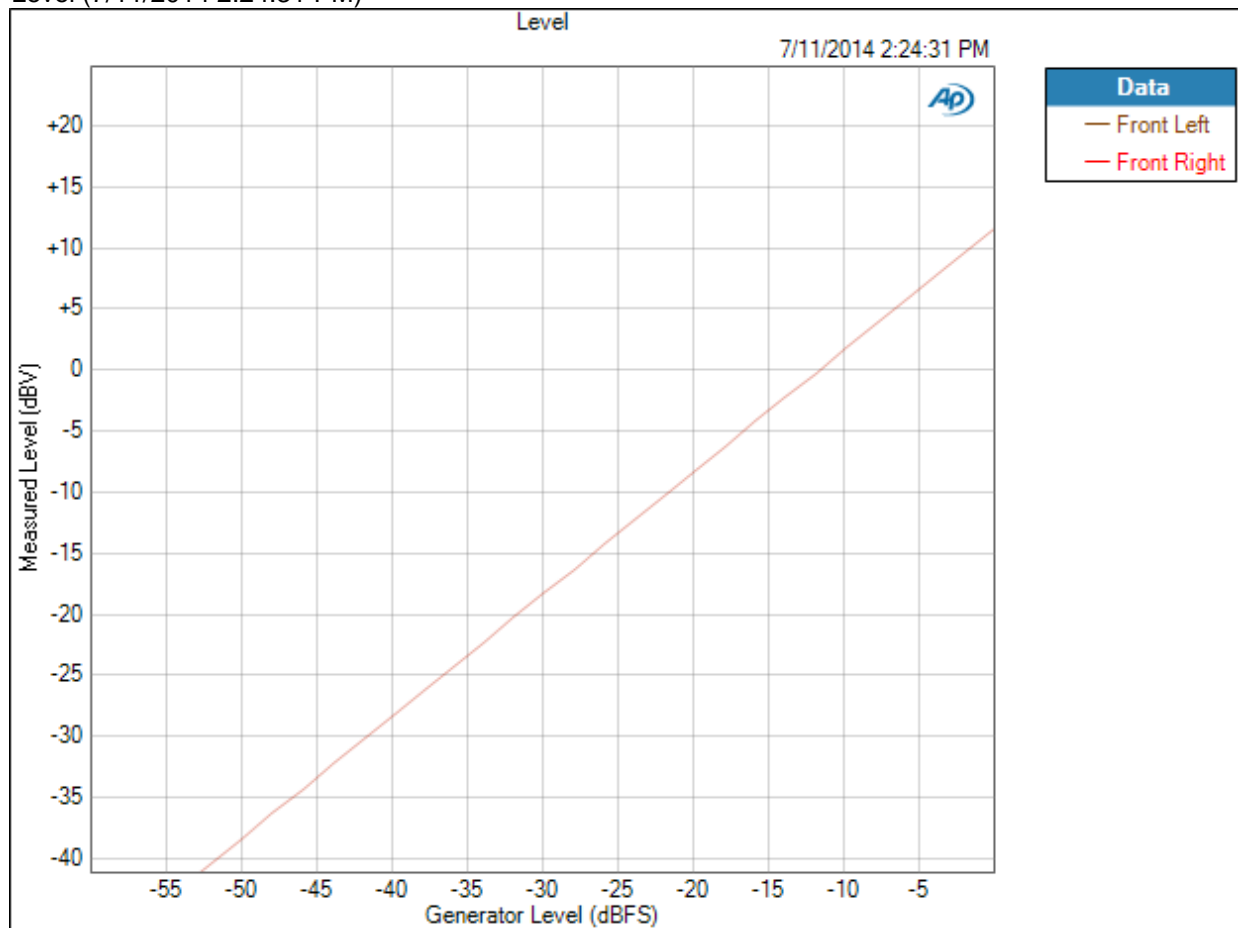


Sequence Report



AES/EBU Digital In : Level Sweep
Waveform: Sine
Generator Level: -20.000 dBFS
Frequency: 40.0000 Hz
Start Level: -60.000 dBFS
Stop Level: -0.000 dBFS
Number of Points: 31
Step Increment: +2.000 dBFS
Weighting Filter: A-wt.
Filter Tune Mode: Generator Frequency
Measured 1 7/11/2014 2:24:31 PM

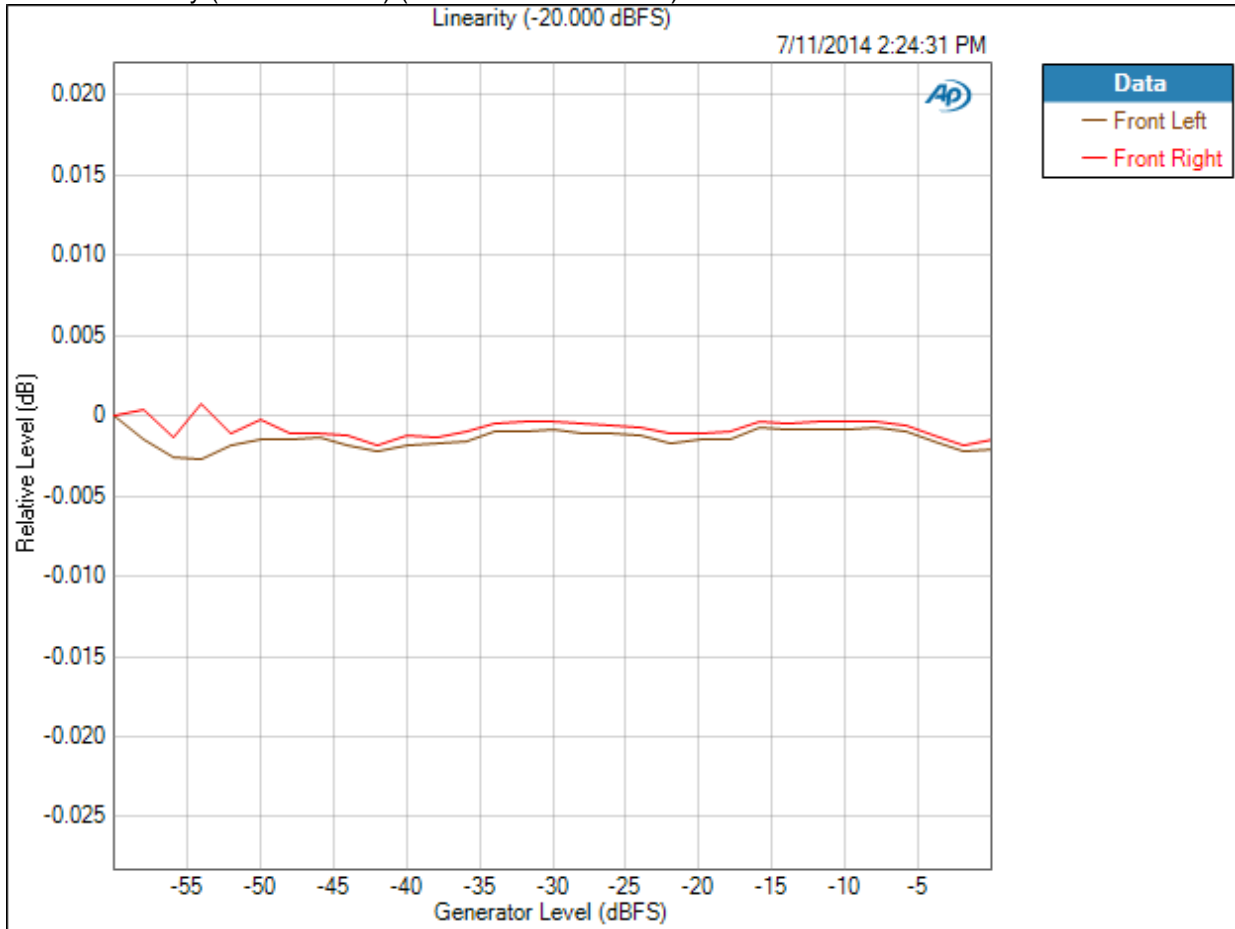
Level (7/11/2014 2:24:31 PM)



Sequence Report



Linearity (-20.000 dBFS) (7/11/2014 2:24:31 PM)

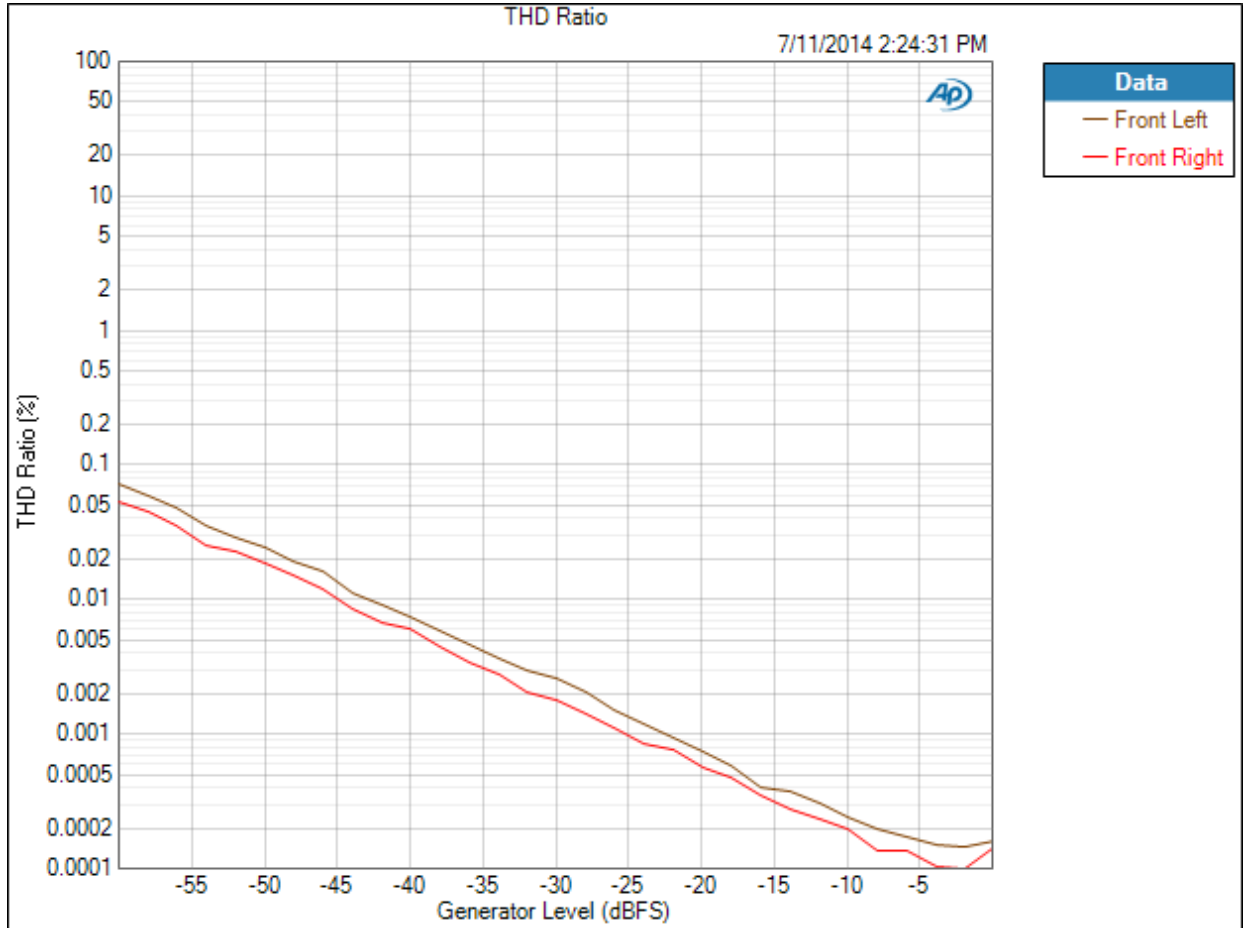


Linearity (-20.000 dBFS) Parameters

Mode: Normalized at Reference

Relative Level: -20.000 dBFS

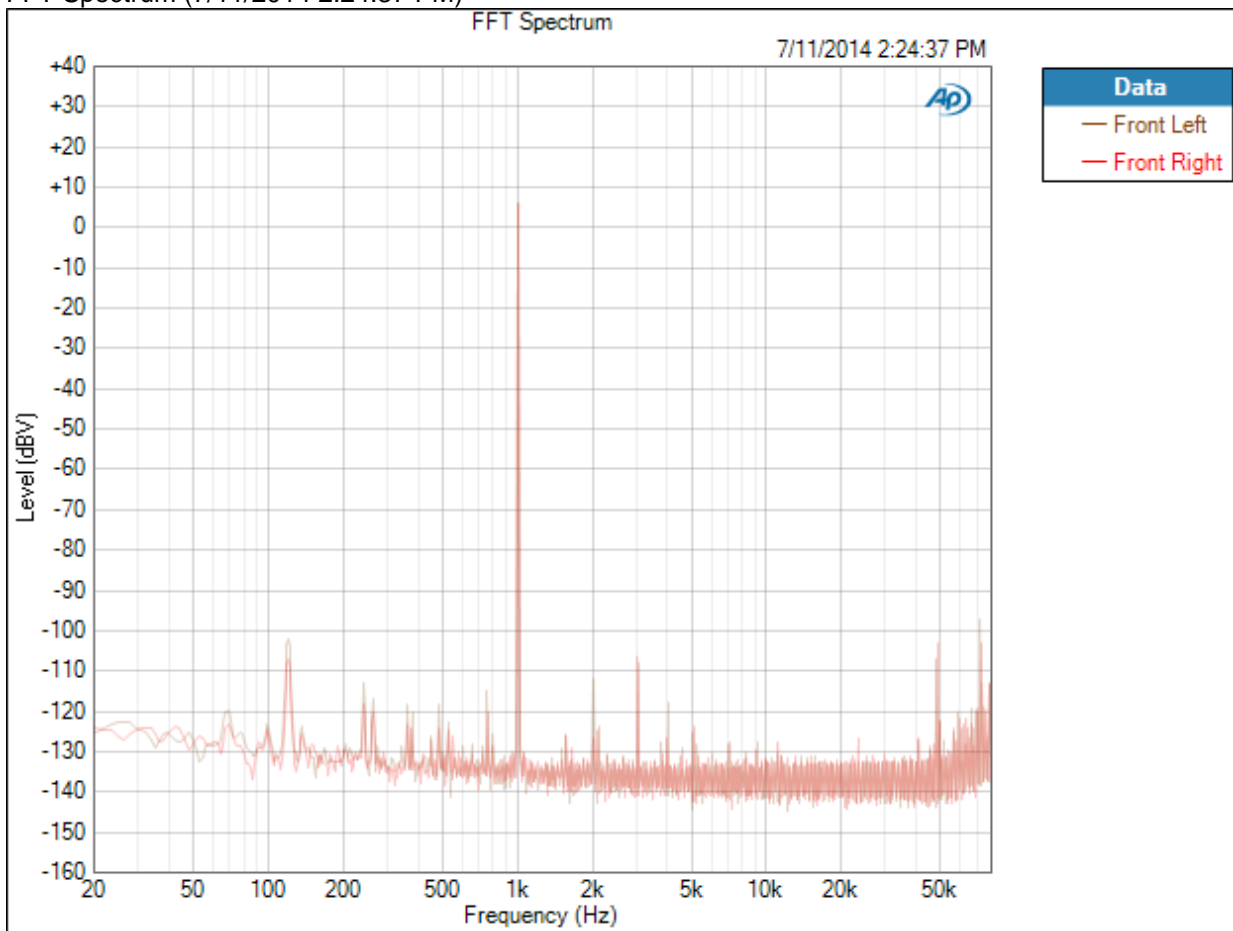
THD Ratio (7/11/2014 2:24:31 PM)



Sequence Report



AES/EBU Digital In : 1kHz -6dB spectrum
Waveform: Sine
Generator Level: -6.000 dBFS
Frequency: 1.00000 kHz
Measured 1 7/11/2014 2:24:37 PM
Acquisition Type: Auto
FFT Length: 128K
Averaging: Power
Averages: 8
Trigger: Free Run
Window: AP-Equiripple
Delay Time: 250.0 ms
Max Input Bandwidth: Use Signal Path
FFT Spectrum (7/11/2014 2:24:37 PM)

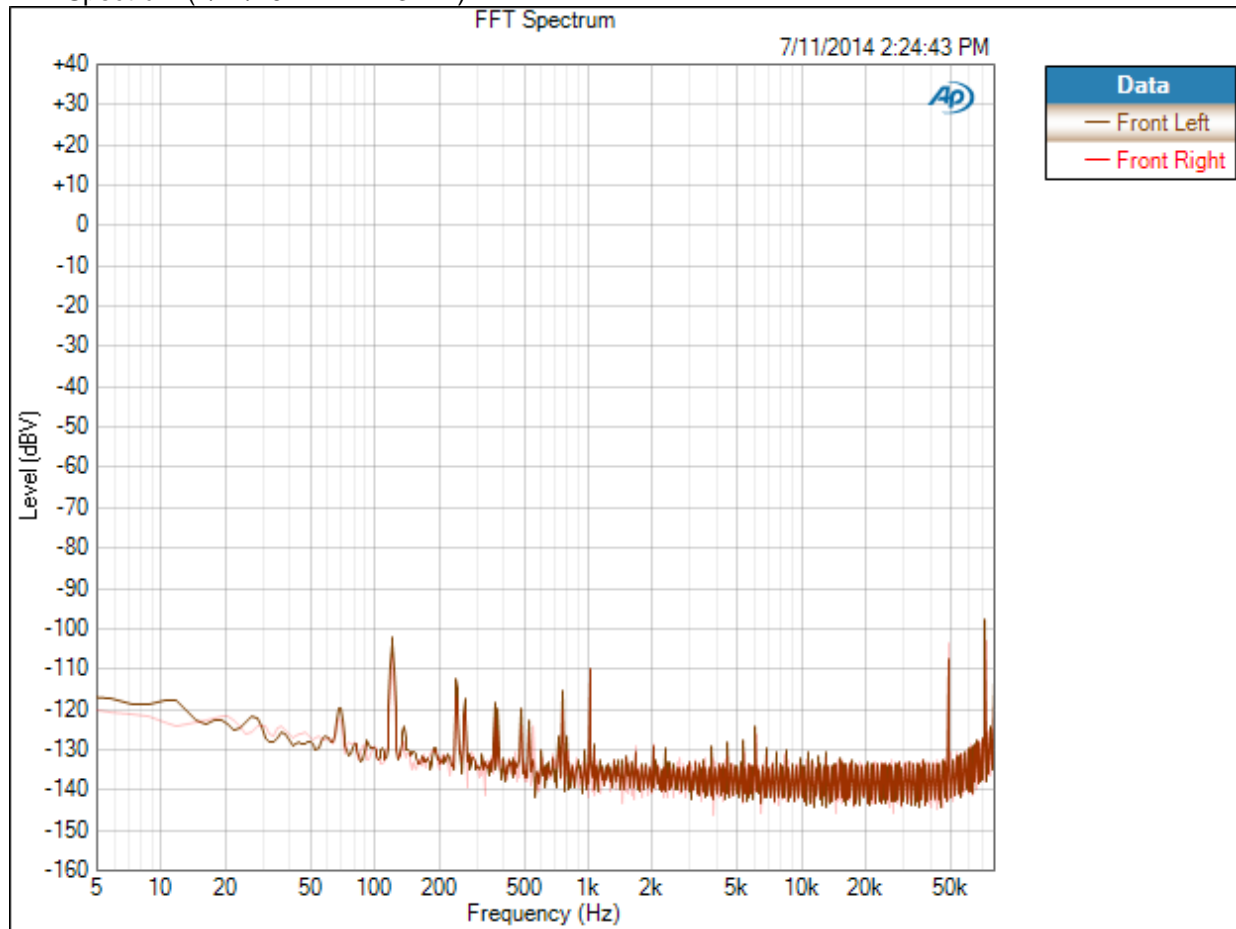


Sequence Report



AES/EBU Digital In : 1kHz -120dB spectrum
Waveform: Sine
Generator Level: -120.000 dBFS
Frequency: 1.00000 kHz
Measured 1 7/11/2014 2:24:43 PM
Acquisition Type: Auto
FFT Length: 128K
Averaging: Power
Averages: 8
Trigger: Free Run
Window: AP-Equiripple
Delay Time: 250.0 ms
Max Input Bandwidth: Use Signal Path

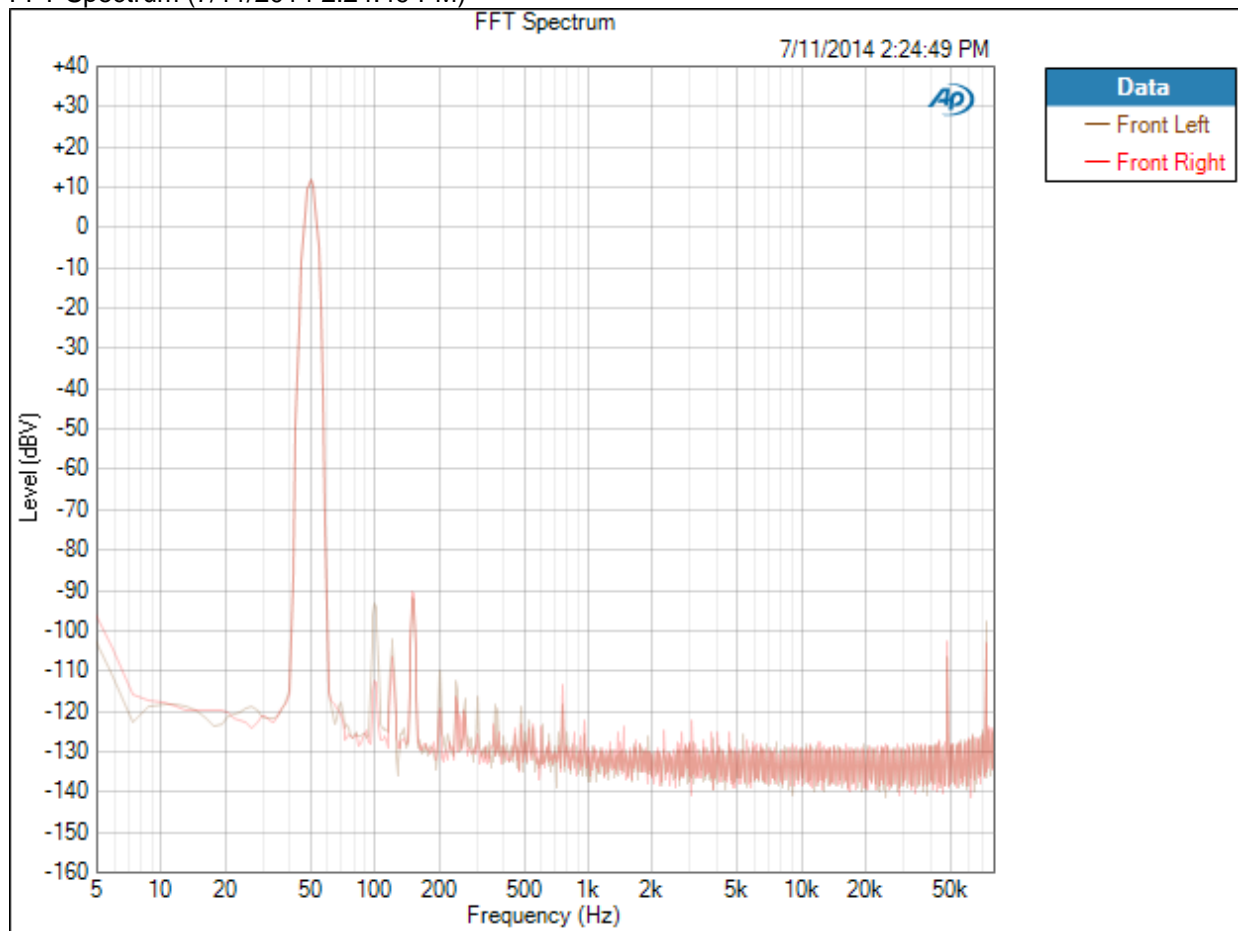
FFT Spectrum (7/11/2014 2:24:43 PM)



Sequence Report



AES/EBU Digital In : 50Hz 0dB spectrum
Waveform: Sine
Generator Level: -0.000 dBFS
Frequency: 50.0000 Hz
Measured 1: 7/11/2014 2:24:49 PM
Acquisition Type: Auto
FFT Length: 128K
Averaging: Power
Averages: 8
Trigger: Free Run
Window: AP-Equiripple
Delay Time: 250.0 ms
Max Input Bandwidth: Use Signal Path
FFT Spectrum (7/11/2014 2:24:49 PM)



Sequence Report



AES/EBU Digital In : Jitter Test

Waveform: jtest_192.wav

Bit Exact: False

Start Offset (samples): 0 samples

Start Offset (sec): 0.000 s

Generator Level: -0.000 dBFS

Measured 1 7/11/2014 2:24:56 PM

Acquisition Type: Auto

FFT Length: 128K

Averaging: Power

Averages: 8

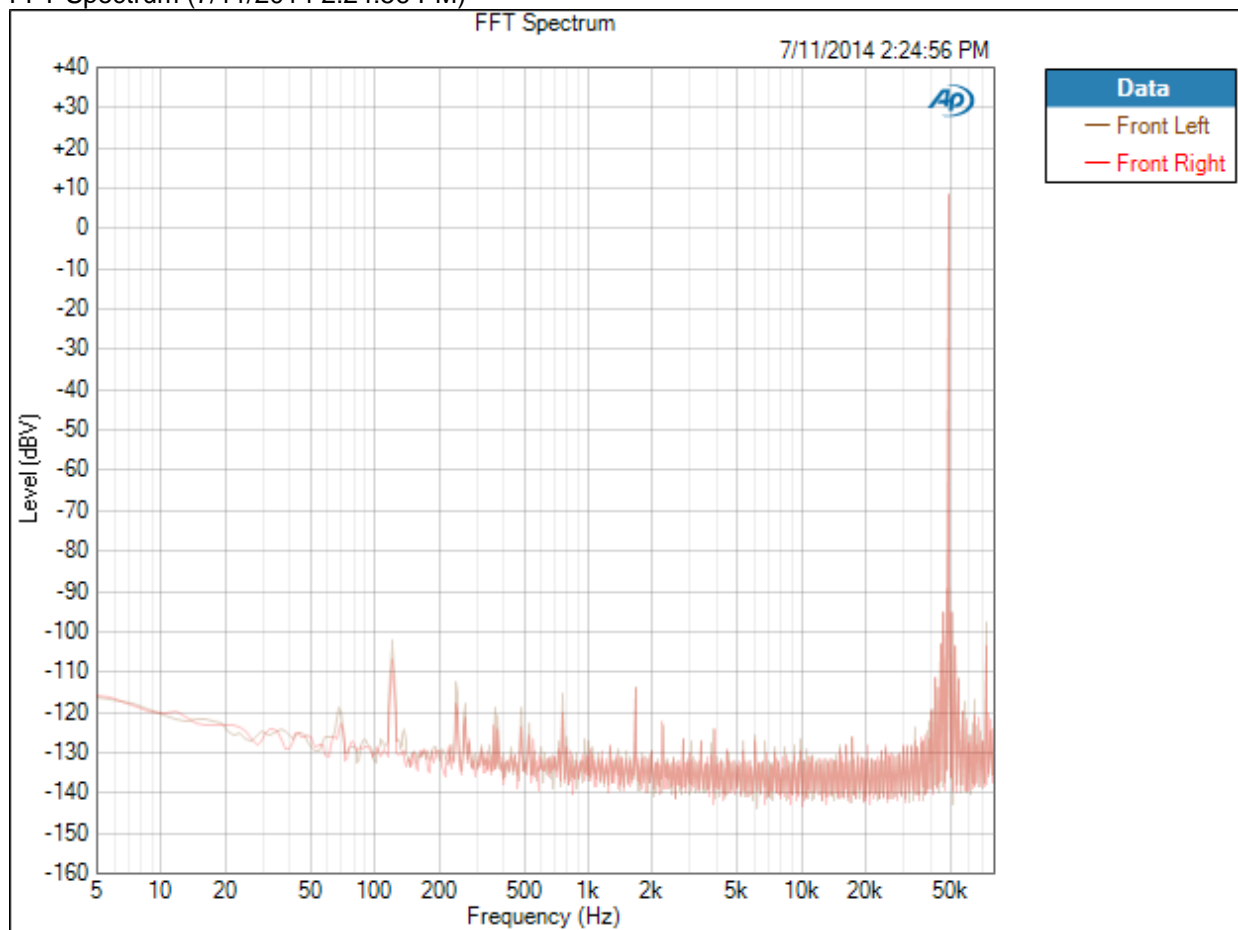
Trigger: Free Run

Window: AP-Equiripple

Delay Time: 250.0 ms

Max Input Bandwidth: Use Signal Path

FFT Spectrum (7/11/2014 2:24:56 PM)



Sequence Report



Optical Digital In : Main DAC Level

Waveform: Sine

Generator Level: -0.000 dBFS

Frequency: 1.00000 kHz

Level (7/11/2014 2:26:09 PM)

Front Left +11.656 dBV

Front Right +11.661 dBV

Optical Digital In : Channel Separation

Waveform: Sine

Generator Level: -9.000 dBFS

Frequency: 10.0000 kHz

Level (7/11/2014 2:26:10 PM)

Front Left +2.647 dBV

Front Right -86.852 dBV

Optical Digital In : Main DAC THD

Waveform: Sine

Generator Level: -6.000 dBFS

Frequency: 1.00000 kHz

Weighting Filter: A-wt.

Filter Tune Mode: Measured Frequency

THD Ratio (7/11/2014 2:26:11 PM)

Front Left 0.000290 %

Front Right 0.000298 %

Optical Digital In : Main DAC SNR

Waveform: Sine

Generator Level: -0.000 dBFS

Frequency: 1.00000 kHz

Weighting Filter: A-wt.

Signal to Noise Ratio (7/11/2014 2:26:13 PM)

Front Left 112.632 dB

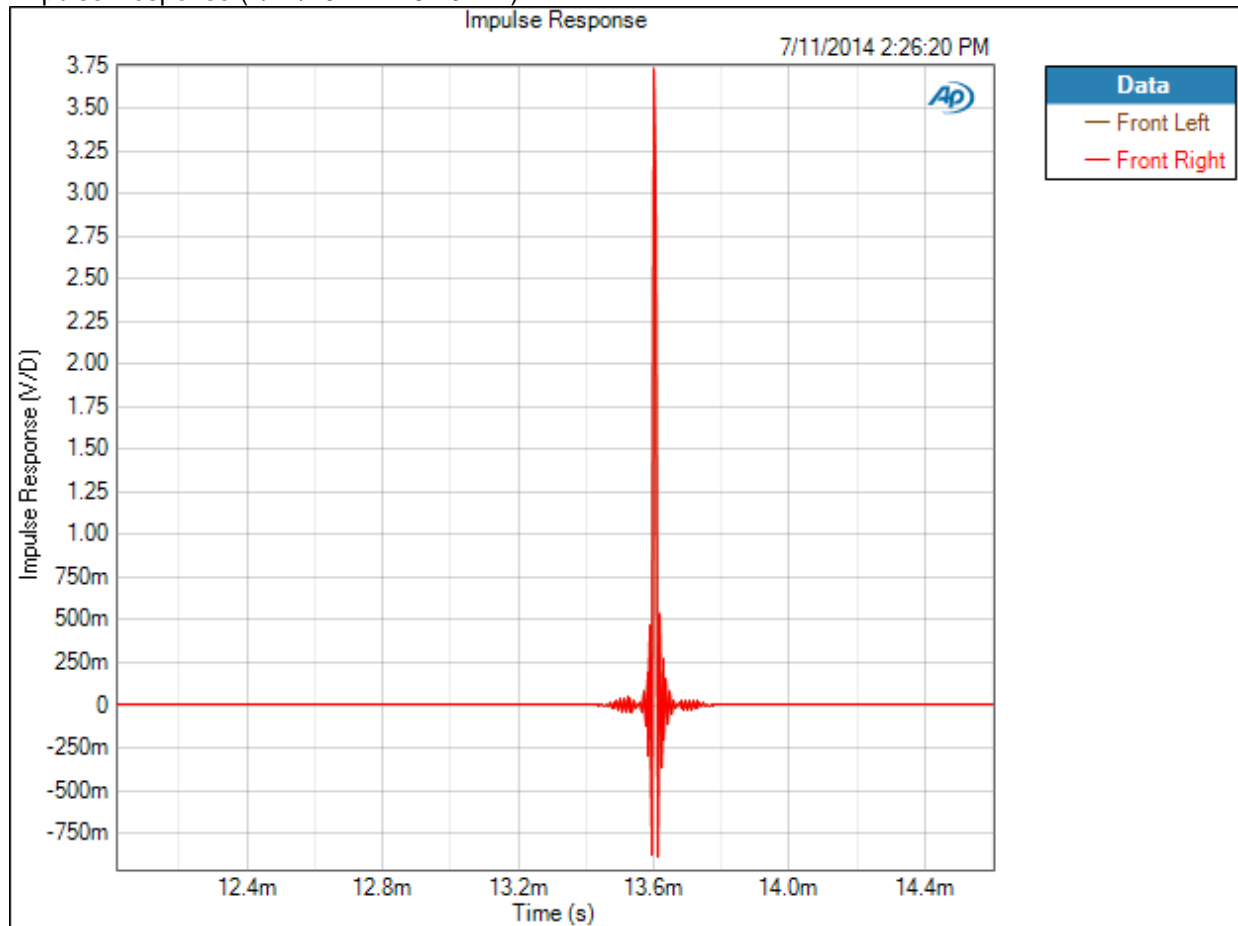
Front Right 112.844 dB

Sequence Report



Optical Digital In : Impulse response
Generator Level: -20.000 dBFS
EQ: None
Start Frequency: 5.00000 Hz
Stop Frequency: 96.0000 kHz
Sweep: 2.000 s
Pre-Sweep: 1.000 s
Extend Acquisition By: 50.00 ms
Crosstalk Type: None
Measured 1 7/11/2014 2:26:20 PM

Impulse Response (7/11/2014 2:26:20 PM)



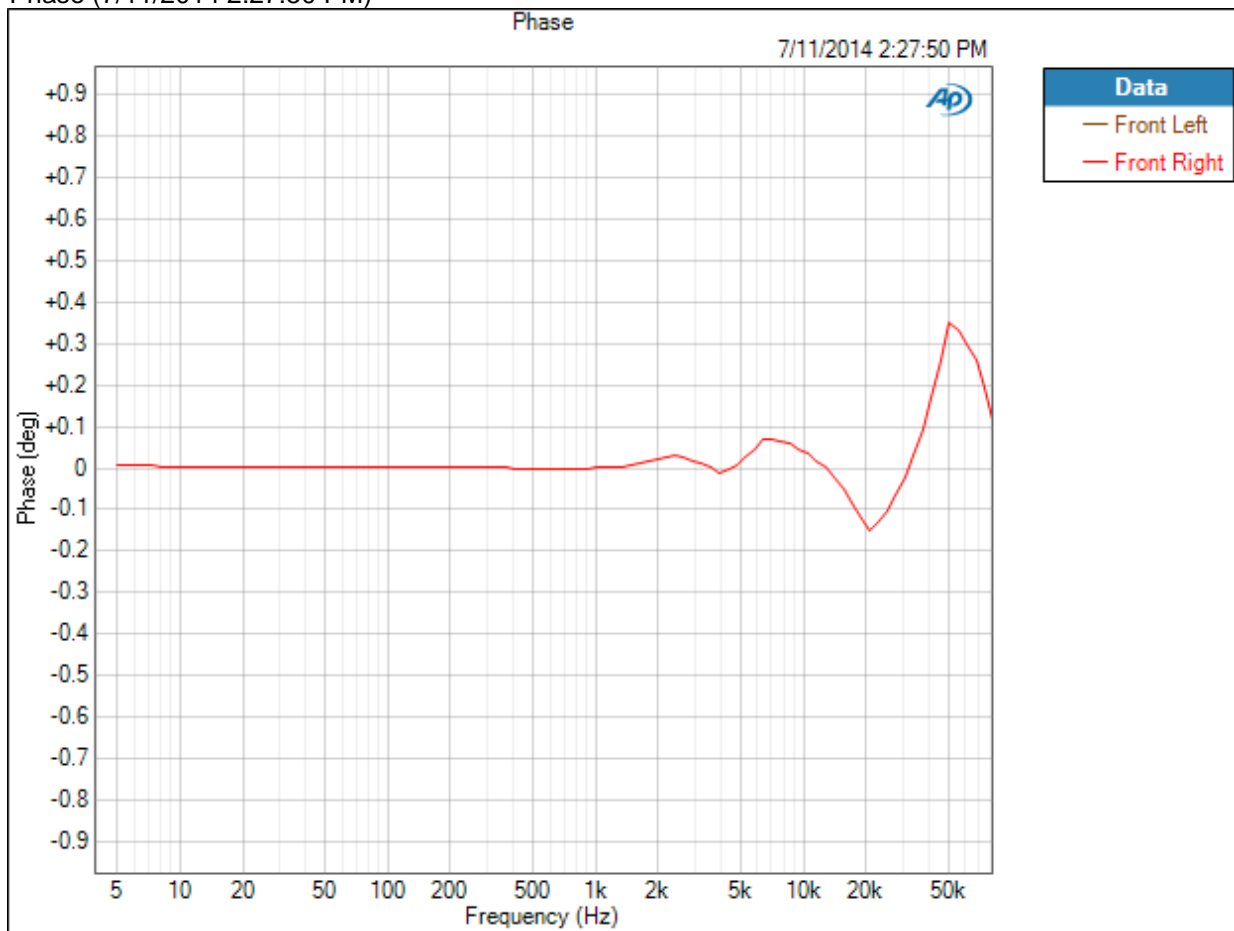
Impulse Response Parameters

Interpolated: On

Sequence Report



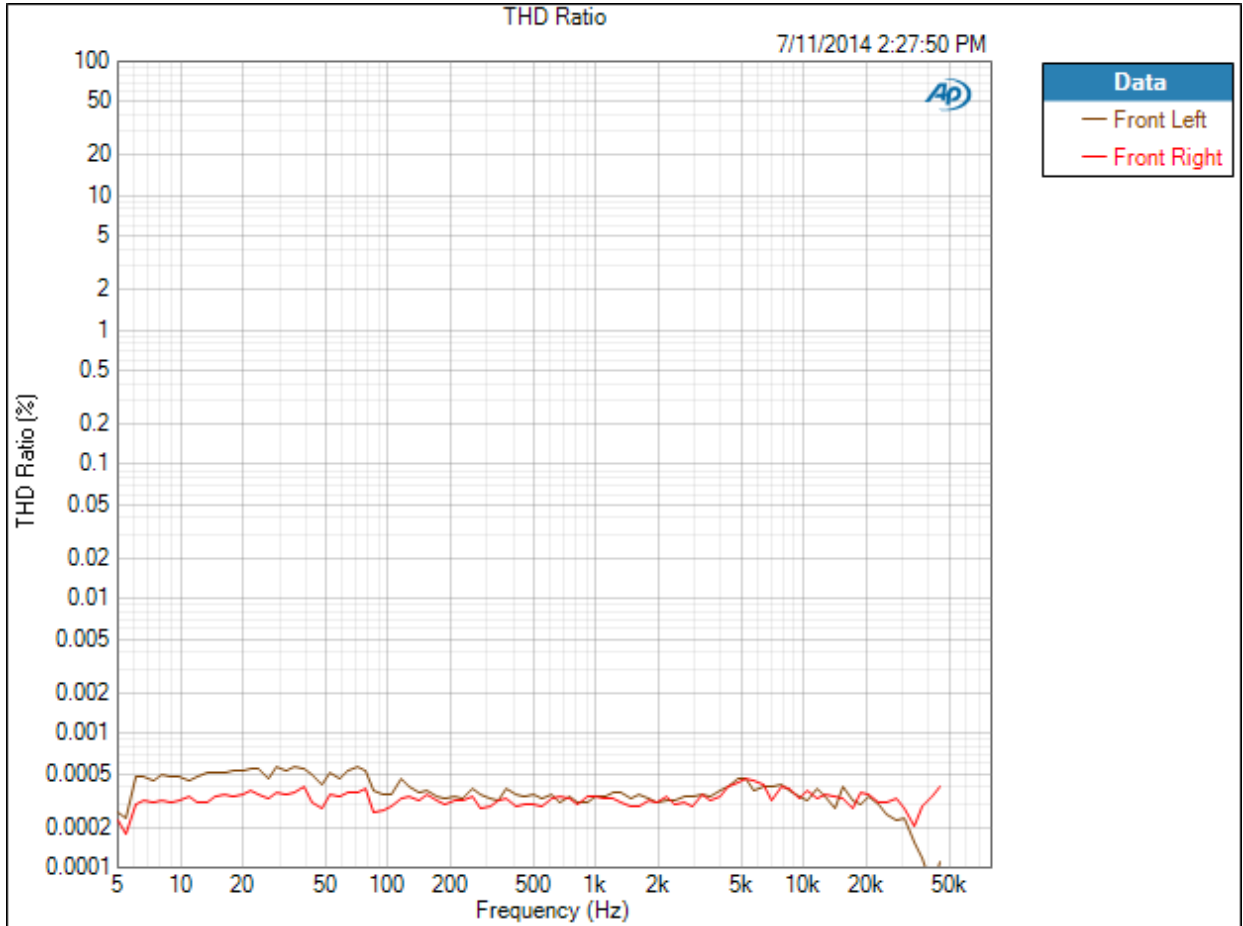
Optical Digital In : Frequency Sweeps
Generator Level: -6.000 dBFS
EQ: None
Start Frequency: 80.1000 kHz
Stop Frequency: 5.00000 Hz
Step Type: Logarithmic
Number of Points: 100
Phase Ref Channel: Front Left
Measured 1 7/11/2014 2:27:50 PM
Phase (7/11/2014 2:27:50 PM)



Sequence Report



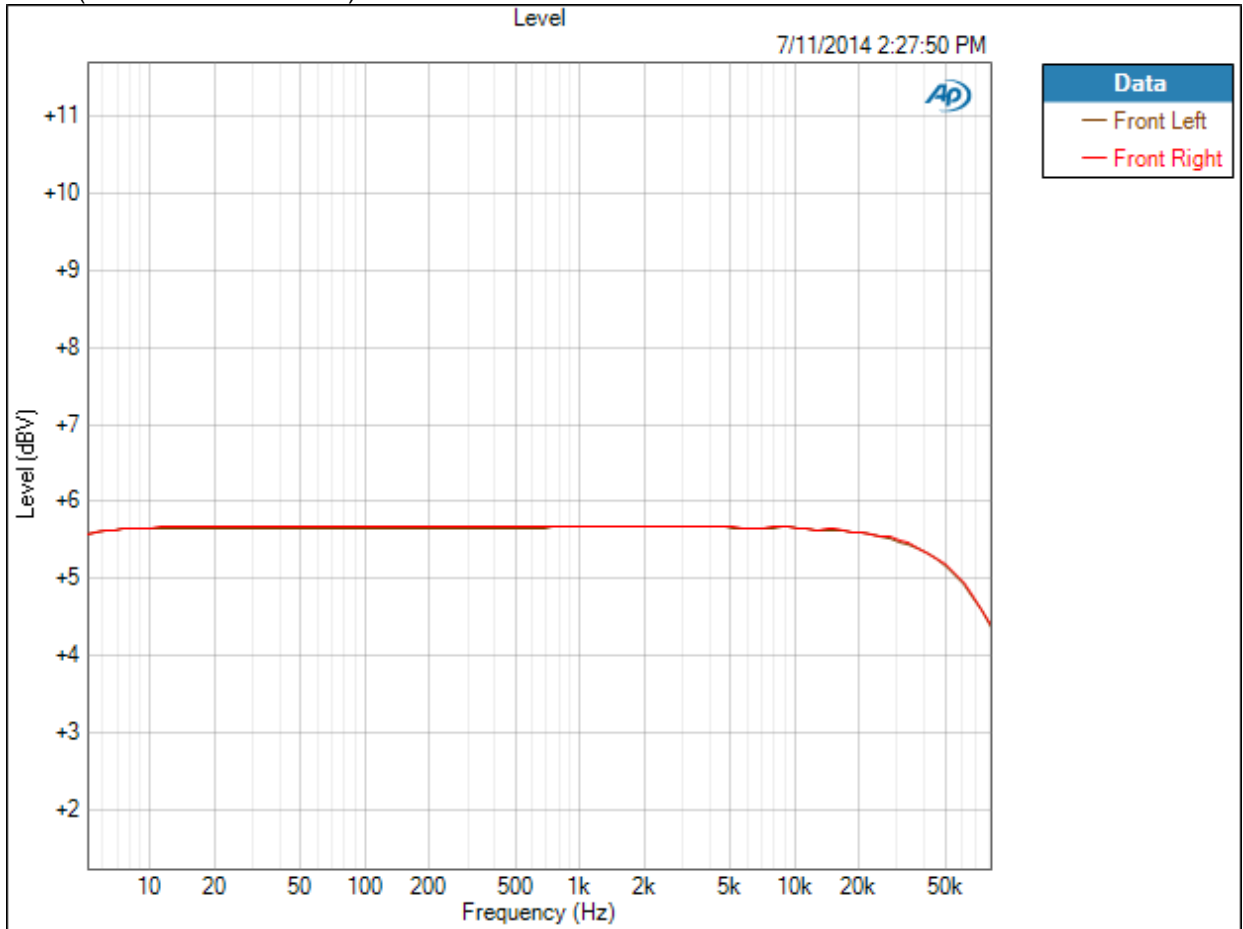
THD Ratio (7/11/2014 2:27:50 PM)



Sequence Report



Level (7/11/2014 2:27:50 PM)

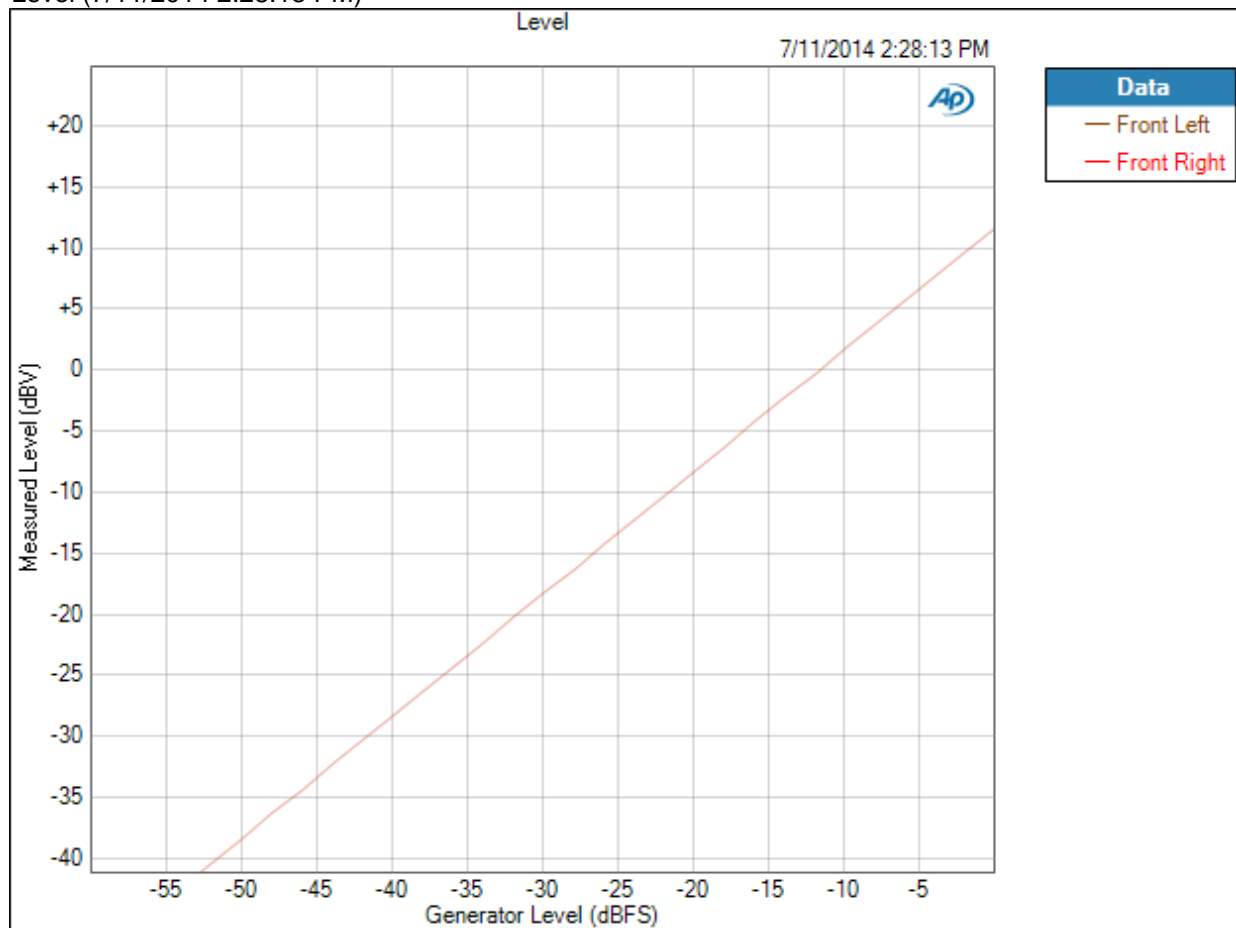


Sequence Report



Optical Digital In : Level Sweep
Waveform: Sine
Generator Level: -20.000 dBFS
Frequency: 40.0000 Hz
Start Level: -60.000 dBFS
Stop Level: -0.000 dBFS
Number of Points: 31
Step Increment: +2.000 dBFS
Weighting Filter: A-wt.
Filter Tune Mode: Generator Frequency
Measured 1 7/11/2014 2:28:13 PM

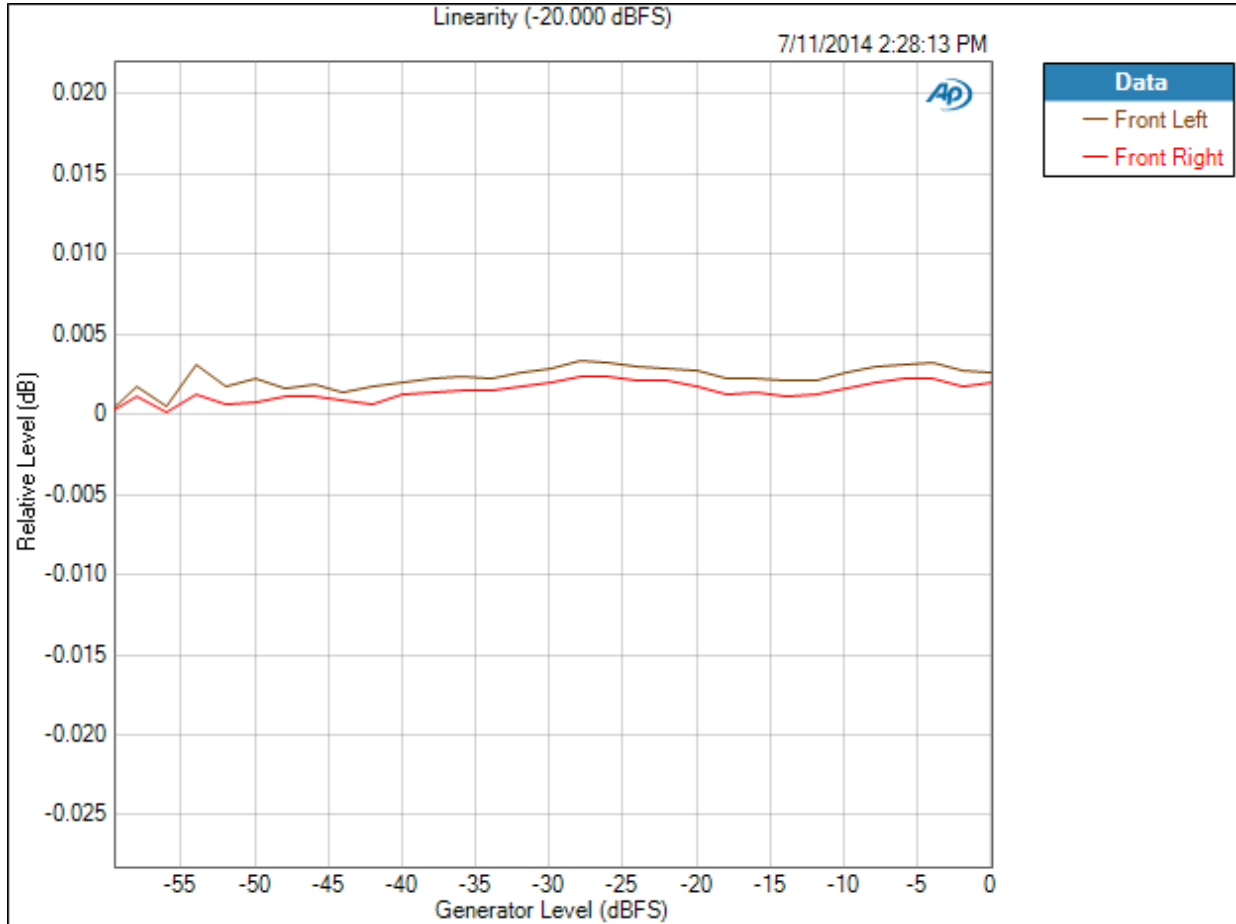
Level (7/11/2014 2:28:13 PM)



Sequence Report

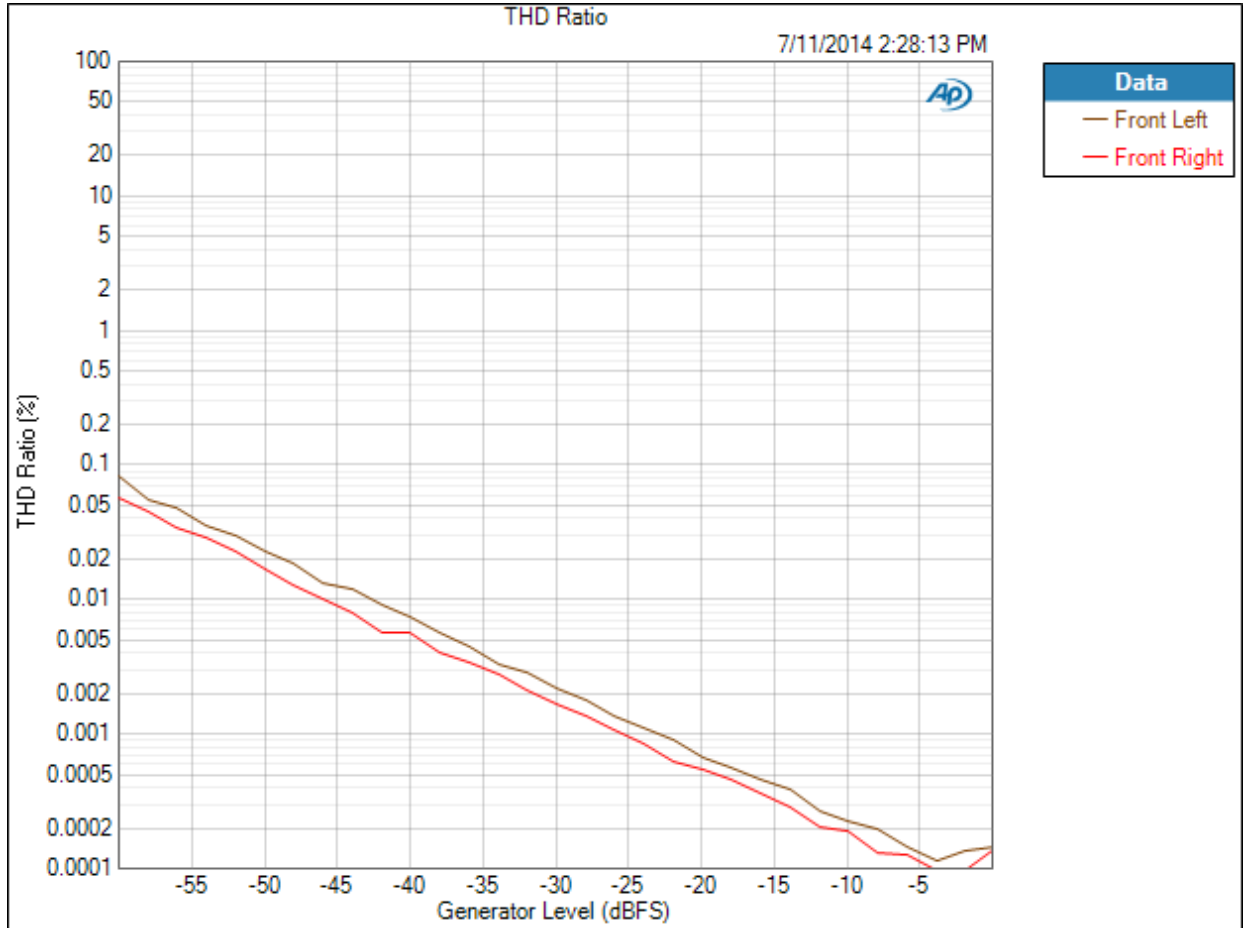


Linearity (-20.000 dBFS) (7/11/2014 2:28:13 PM)



Linearity (-20.000 dBFS) Parameters
Mode: Normalized at Reference
Relative Level: -20.000 dBFS

THD Ratio (7/11/2014 2:28:13 PM)

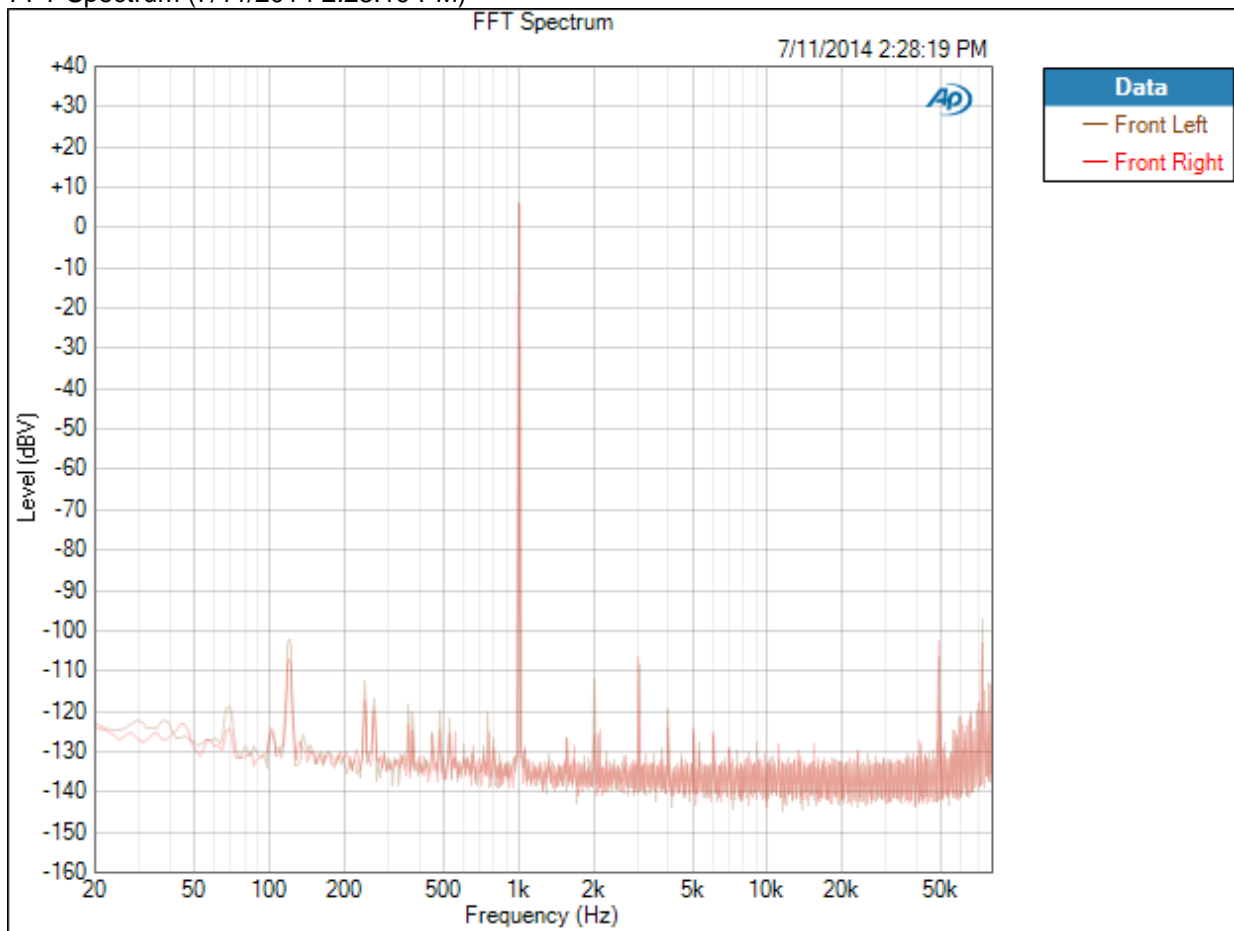


Sequence Report



Optical Digital In : 1kHz -6dB spectrum
Waveform: Sine
Generator Level: -6.000 dBFS
Frequency: 1.00000 kHz
Measured 1 7/11/2014 2:28:19 PM
Acquisition Type: Auto
FFT Length: 128K
Averaging: Power
Averages: 8
Trigger: Free Run
Window: AP-Equiripple
Delay Time: 250.0 ms
Max Input Bandwidth: Use Signal Path

FFT Spectrum (7/11/2014 2:28:19 PM)

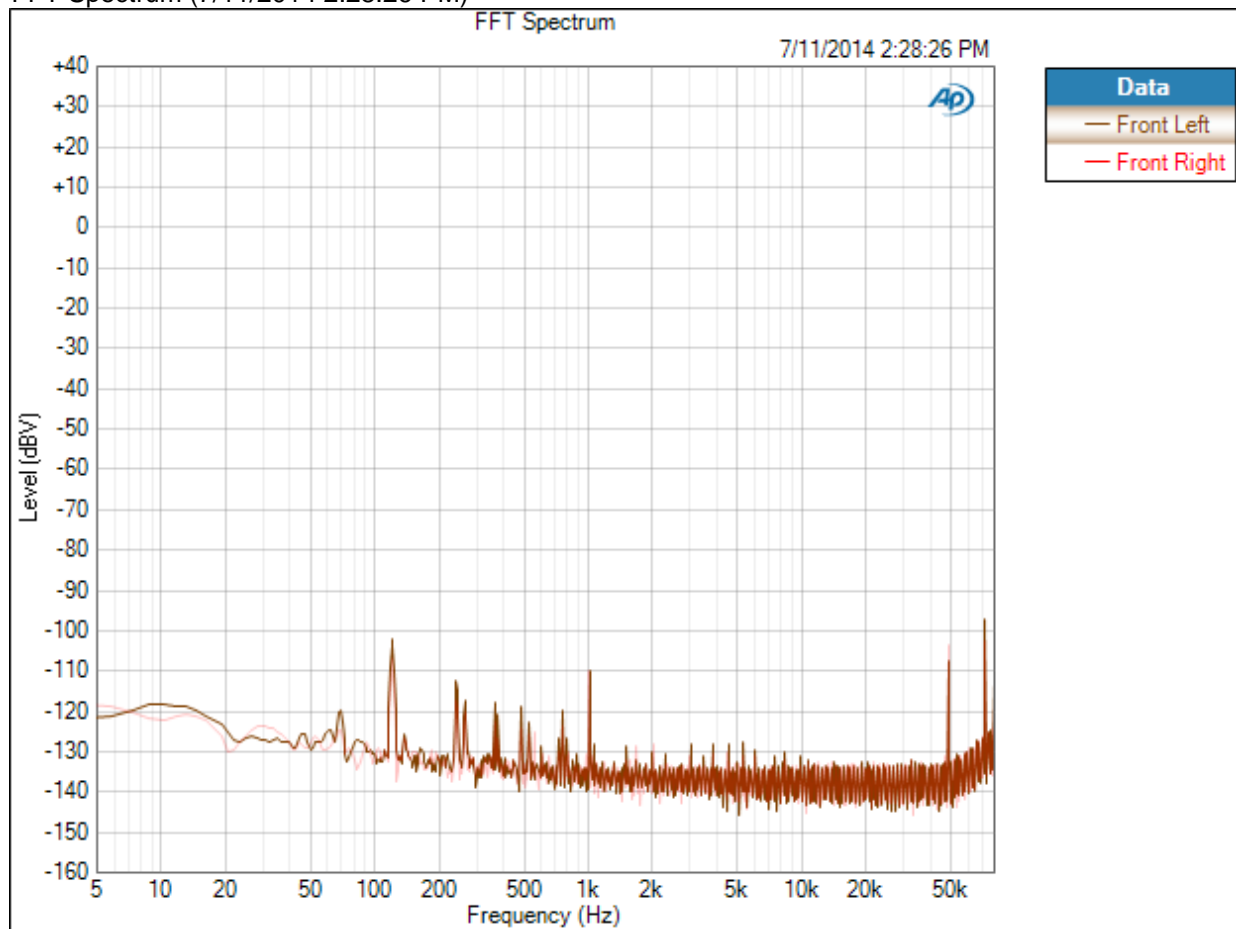


Sequence Report



Optical Digital In : 1kHz -120dB spectrum
Waveform: Sine
Generator Level: -120.000 dBFS
Frequency: 1.00000 kHz
Measured 1 7/11/2014 2:28:26 PM
Acquisition Type: Auto
FFT Length: 128K
Averaging: Power
Averages: 8
Trigger: Free Run
Window: AP-Equiripple
Delay Time: 250.0 ms
Max Input Bandwidth: Use Signal Path

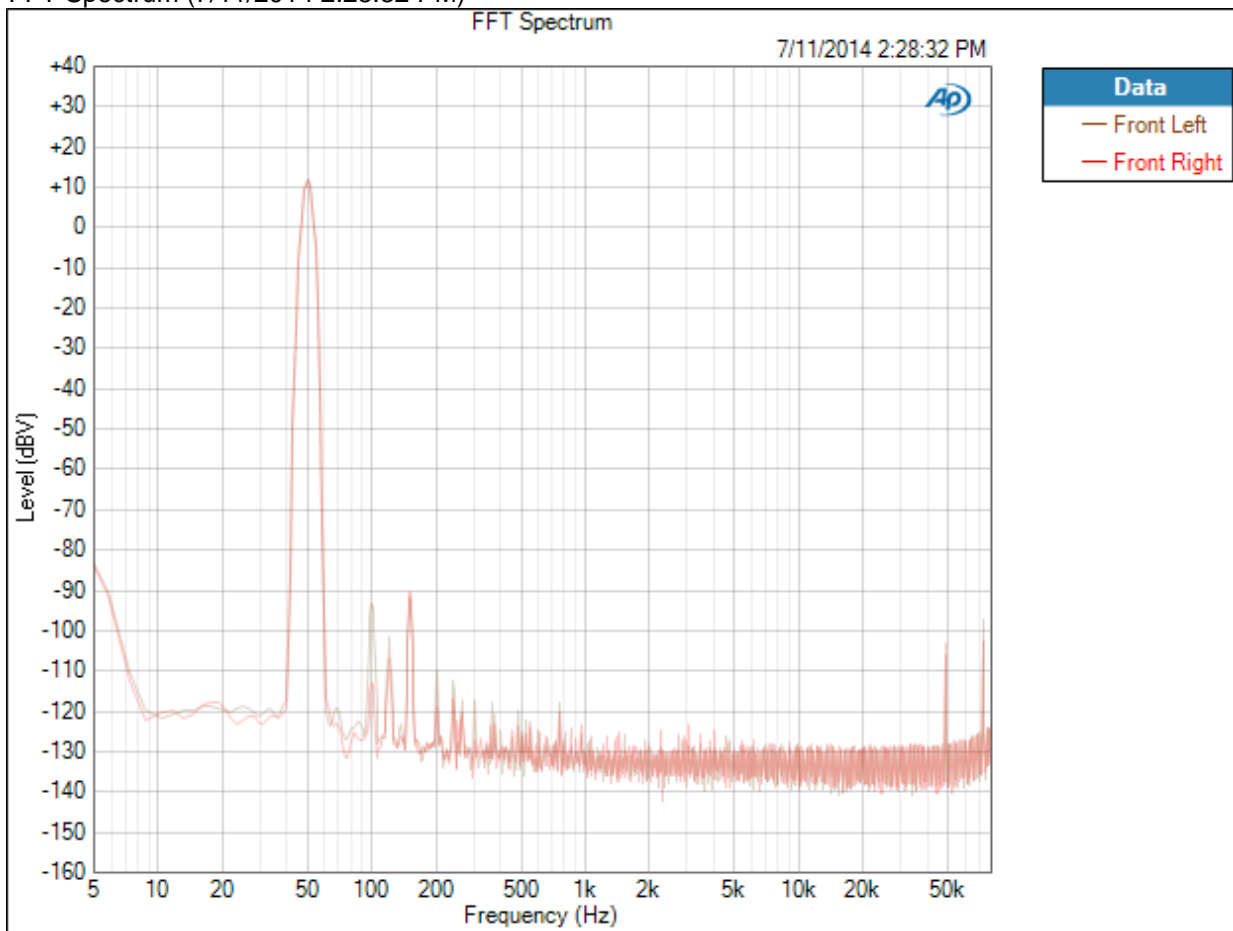
FFT Spectrum (7/11/2014 2:28:26 PM)



Sequence Report



Optical Digital In : 50Hz 0dB spectrum
Waveform: Sine
Generator Level: -0.000 dBFS
Frequency: 50.0000 Hz
Measured 1 7/11/2014 2:28:32 PM
Acquisition Type: Auto
FFT Length: 128K
Averaging: Power
Averages: 8
Trigger: Free Run
Window: AP-Equiripple
Delay Time: 250.0 ms
Max Input Bandwidth: Use Signal Path
FFT Spectrum (7/11/2014 2:28:32 PM)



Sequence Report



Optical Digital In : Jitter Test

Waveform: jtest_192.wav
Bit Exact: False
Start Offset (samples): 0 samples
Start Offset (sec): 0.000 s
Generator Level: -0.000 dBFS
Measured 1: 7/11/2014 2:28:38 PM
Acquisition Type: Auto
FFT Length: 128K
Averaging: Power
Averages: 8
Trigger: Free Run
Window: AP-Equiripple
Delay Time: 250.0 ms
Max Input Bandwidth: Use Signal Path

FFT Spectrum (7/11/2014 2:28:38 PM)

