

Limit Switch Units BS 65*****

Type of Explosion

Protection:  IM2 EEx edqm ia/ib [ia/ib] I,
(PA with window)

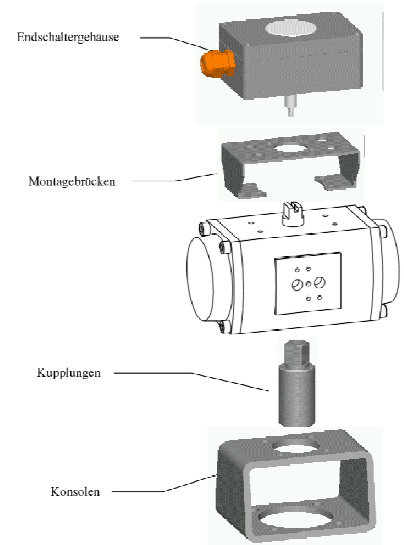
Degree of Enclosure

Protection: IP 6X (depending on type of enclosure)

EC-Type Examination

Certificate: IBExU 03 ATEX 1095

SYSTEMLÖSUNGEN FÜR DIE ANTRIEBSTECHNIK



Use

More and more, control fittings used in the industry are automatized by means of pneumatic and electrical actuators. In order to control the working process at all positions the reaching of certain positions of the control fittings used has to be indicated to the central control unit. The limit switch units, in closed housings, transform mechanical final or intermediate positions of a unit "actuator control unit" into electrical outputs. These can be passed on to the central control unit and there they can be processed. The different assemblies can be equipped, according to requirements, with mechanical or non-contacting sensors.

Our limit switch units may be applied in most potentially explosive areas (see types of explosion protection).

Types of Limit Switch Units

In our own enclosures (optionally of polyamide, polycarbonate, polyester or aluminium) different sensors, according to customer's requirements, are installed. Standard possibilities are:


- Intrinsically safe slit-shaped sensors
- Intrinsically safe cylindrical sensors
- Intrinsically safe printed circuit board (pcb-)sensors
- Final position indication with microswitches

In addition to the standard versions we are able to offer special solutions, e. g. additional cable entries, power supply via plug-in connectors, 3 sensors, a.o.

Technical Specifications

Max. Voltage: 1000 V
Max. Amperage: 13 A
Max. Conductor Cross-Section: 16 mm²
Temperature: - 40°C to +40°C
Degree of Enclosure Protection: IP 66/67 (depending on type of enclosure)

Examples of Limit Switch Units



- With Slit-Shaped Sensors

e. g. with Pepperl+Fuchs-sensors

- 2 x SJ 3,5-N
- 2 x SJ 3,5-SN
- 2 x SJ 3,5-S1N
- 2 x SC 3,5-N0
- 2 x SC 3,5-G-N0


Optionally with other slit-shaped sensors

- With Cylindrical Sensors:

e. g. with Pepperl+Fuchs-sensors

- 2 x NJ2-11-N-G
- 2 x NJ2-12-GM-N
- 2 x NJ2-12GK-SN
- 2 x NJ2-11-SN-G
- 2 x NCB2-12GM35-N0
- 2 x NCN4-12GM35-N0N
- 2 x NJ4-12GM-N
- 1 x NJ5-18GM-N

Optionally with other cylindrical sensors



- With Printed Circuit Board (PCB-)Sensors

e. g. with Pepperl+Fuchs-sensors

- PL3-F25-N4-K and BT 32
- PL3-F25-N4-K and BTS-DSU35-EU2


Optionally with other printed circuit boards

- With Microswitches

e. g. with Pepperl+Fuchs-V3-sensors

- 2 x NJ2-V3-N
- 2 x NCB2-V3-N0
- 2 x NCN4-V3-N0
- 2 x NJ2-V3-N
- 2 x NCB2-V3-N0
- 2 x NCN4-V3-N0

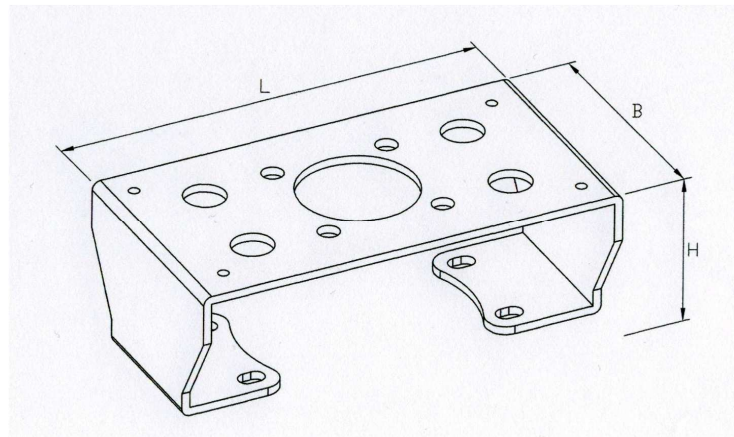


Optionally with other microswitches



Accessories:

In order to be able to establish an interface between the limit switch unit and the actuator mounting brackets according to VDI/VDE 3845 are required.

These mounting brackets, manufactured by BöSha – of superior high-grade steel – are attached to the actuator by means of screws.



Dimensions at the Actuator		Bracket for Limit Switch Unit			
Spacing of Fixing Holes L1 x B1	Length of Shaft	Length L	Width B	Height H	Article No.:
80 x 30 mm	20 mm	130 mm	70 mm	45 mm	164400
80 x 30 mm	30 mm	130 mm	70 mm	55 mm	164404
80 x 30 mm	50 mm	130 mm	70 mm	75 mm	164405
130 x 30 mm	20 mm	180 mm	70 mm	45 mm	164401
130 x 30 mm	30 mm	180 mm	70 mm	55 mm	164406
130 x 30 mm	50 mm	180 mm	70 mm	75 mm	164407