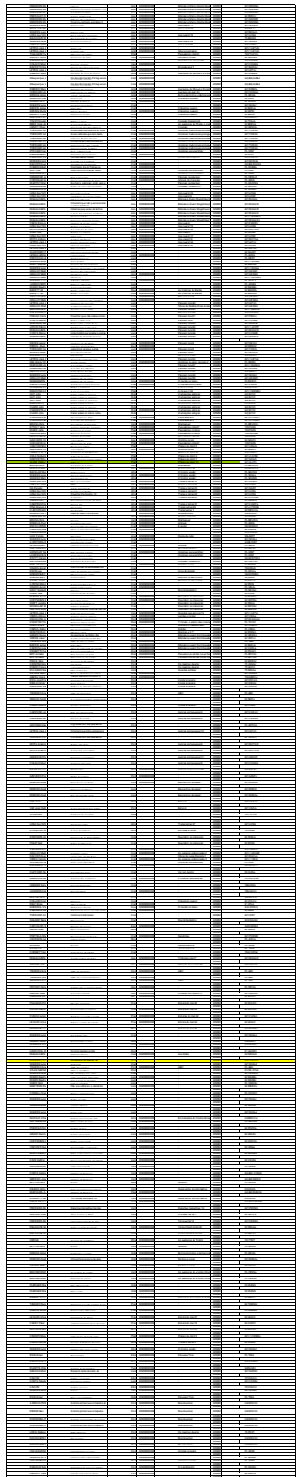



UNIVERSITY OF SOUTH AFRICA			
YEAR	SEMESTER	COURSE	MARK
2000	1	BSC	65
2000	2	BSC	70
2001	1	BSC	68
2001	2	BSC	72
2002	1	BSC	70
2002	2	BSC	74
2003	1	BSC	72
2003	2	BSC	76
2004	1	BSC	74
2004	2	BSC	78
2005	1	BSC	76
2005	2	BSC	80
2006	1	BSC	78
2006	2	BSC	82
2007	1	BSC	80
2007	2	BSC	84
2008	1	BSC	82
2008	2	BSC	86
2009	1	BSC	84
2009	2	BSC	88
2010	1	BSC	86
2010	2	BSC	90
2011	1	BSC	88
2011	2	BSC	92
2012	1	BSC	90
2012	2	BSC	94
2013	1	BSC	92
2013	2	BSC	96
2014	1	BSC	94
2014	2	BSC	98
2015	1	BSC	96
2015	2	BSC	100
2016	1	BSC	98
2016	2	BSC	100
2017	1	BSC	100
2017	2	BSC	100





This image shows a vertical bar composed of a dense grid of horizontal and vertical lines. The grid is very fine, with many small squares. A single horizontal yellow line is drawn across the middle of the bar, extending from the left edge to the right edge. The rest of the grid is black and white.





Table with multiple columns and rows, containing text and data. A red line is drawn across the middle of the table.

Table with multiple columns and rows, highlighted in yellow. It appears to be a summary or continuation of the main table.

Year	Country	Value
2000	United States	100
2001	United States	100
2002	United States	100
2003	United States	100
2004	United States	100
2005	United States	100
2006	United States	100
2007	United States	100
2008	United States	100
2009	United States	100
2010	United States	100
2011	United States	100
2012	United States	100
2013	United States	100
2014	United States	100
2015	United States	100
2016	United States	100
2017	United States	100
2018	United States	100
2019	United States	100
2020	United States	100
2000	China	10
2001	China	10
2002	China	10
2003	China	10
2004	China	10
2005	China	10
2006	China	10
2007	China	10
2008	China	10
2009	China	10
2010	China	10
2011	China	10
2012	China	10
2013	China	10
2014	China	10
2015	China	10
2016	China	10
2017	China	10
2018	China	10
2019	China	10
2020	China	10
2000	Germany	5
2001	Germany	5
2002	Germany	5
2003	Germany	5
2004	Germany	5
2005	Germany	5
2006	Germany	5
2007	Germany	5
2008	Germany	5
2009	Germany	5
2010	Germany	5
2011	Germany	5
2012	Germany	5
2013	Germany	5
2014	Germany	5
2015	Germany	5
2016	Germany	5
2017	Germany	5
2018	Germany	5
2019	Germany	5
2020	Germany	5
2000	Japan	5
2001	Japan	5
2002	Japan	5
2003	Japan	5
2004	Japan	5
2005	Japan	5
2006	Japan	5
2007	Japan	5
2008	Japan	5
2009	Japan	5
2010	Japan	5
2011	Japan	5
2012	Japan	5
2013	Japan	5
2014	Japan	5
2015	Japan	5
2016	Japan	5
2017	Japan	5
2018	Japan	5
2019	Japan	5
2020	Japan	5



The image displays a vertical column of a document page. The left side is dominated by a dense, repetitive pattern of horizontal lines, which appears to be a scanning artifact or a corrupted table. The lines are closely spaced and cover the entire vertical extent of the page. On the right side, there is a large, empty white area, suggesting that the rest of the page's content is either missing or obscured by the scanning process.

Account No.	Account Name	Account Type	Account Status	Account Balance	Account Interest	Account Fee	Account Service
001	00101010101	Checking	Active	100.00	0.00	0.00	0.00
002	00202020202	Savings	Active	200.00	0.00	0.00	0.00
003	00303030303	Checking	Active	50.00	0.00	0.00	0.00
004	00404040404	Savings	Active	150.00	0.00	0.00	0.00
005	00505050505	Checking	Active	75.00	0.00	0.00	0.00
006	00606060606	Savings	Active	125.00	0.00	0.00	0.00
007	00707070707	Checking	Active	100.00	0.00	0.00	0.00
008	00808080808	Savings	Active	150.00	0.00	0.00	0.00
009	00909090909	Checking	Active	75.00	0.00	0.00	0.00
010	01010101010	Savings	Active	125.00	0.00	0.00	0.00
011	01111111111	Checking	Active	100.00	0.00	0.00	0.00
012	01212121212	Savings	Active	150.00	0.00	0.00	0.00
013	01313131313	Checking	Active	75.00	0.00	0.00	0.00
014	01414141414	Savings	Active	125.00	0.00	0.00	0.00
015	01515151515	Checking	Active	100.00	0.00	0.00	0.00
016	01616161616	Savings	Active	150.00	0.00	0.00	0.00
017	01717171717	Checking	Active	75.00	0.00	0.00	0.00
018	01818181818	Savings	Active	125.00	0.00	0.00	0.00
019	01919191919	Checking	Active	100.00	0.00	0.00	0.00
020	02020202020	Savings	Active	150.00	0.00	0.00	0.00